

<https://helda.helsinki.fi>

Production of Lambda(+)(c) baryons in proton-proton and lead-lead collisions at root S-NN=5.02 TeV

The CMS collaboration

2020-04-10

The CMS Collaboration , Eerola , P , Forthomme , L , Kirschenmann , H , Osterberg , K , Pekkanen , J , Voutilainen , M , Garcia , F , Havukainen , J , Heikkilä , J K , Järvinen , T , Kinnunen , R , Lampen , T , Lassila-Perini , K , Laurila , S , Lehti , S , Linden , T , Luukka , P , Mäenpää , T , Siikonen , H , Tuominen , E , Tuominiemi , J , Tuuva , T , Karimäki , V , Sirunyan , A M & Tumasyan , A 2020 , ' Production of Lambda(+)(c) baryons in proton-proton and lead-lead collisions at root S-NN=5.02 TeV ' , Physics Letters B , vol. 803 , 135328 . <https://doi.org/10.1016/j.physletb.2020.135328>

<http://hdl.handle.net/10138/314168>

<https://doi.org/10.1016/j.physletb.2020.135328>


cc_by
publishedVersion

Downloaded from Helda, University of Helsinki institutional repository.

This is an electronic reprint of the original article.

This reprint may differ from the original in pagination and typographic detail.

Please cite the original version.



Production of Λ_c^+ baryons in proton-proton and lead-lead collisions at $\sqrt{s_{NN}} = 5.02$ TeV

The CMS Collaboration*

CERN, Switzerland

ARTICLE INFO

Article history:

Received 7 June 2019

Received in revised form 17 February 2020

Accepted 18 February 2020

Available online 25 February 2020

Editor: M. Doser

Keywords:

CMS

Physics

Lambda(c) baryons

Nuclear modification factor

Heavy flavor

ABSTRACT

The transverse momentum (p_T) spectra of inclusively produced Λ_c^+ baryons are measured via the exclusive decay channel $\Lambda_c^+ \rightarrow pK^-\pi^+$ using the CMS detector at the LHC. Spectra are measured as a function of transverse momentum in proton-proton (pp) and lead-lead (PbPb) collisions at a nucleon-nucleon center-of-mass energy of 5.02 TeV. The measurement is performed within the Λ_c^+ rapidity interval $|y| < 1$ in the p_T range of 5–20 GeV/c in pp and 10–20 GeV/c in PbPb collisions. The observed yields of Λ_c^+ for p_T of 10–20 GeV/c suggest a suppression in central PbPb collisions compared to pp collisions scaled by the number of nucleon-nucleon (NN) interactions. The Λ_c^+/D^0 production ratio in pp collisions is compared to theoretical models. In PbPb collisions, this ratio is consistent with the result from pp collisions in their common p_T range.

© 2020 The Author(s). Published by Elsevier B.V. This is an open access article under the CC BY license (<http://creativecommons.org/licenses/by/4.0/>). Funded by SCOAP³.

1. Introduction

Measurements of heavy-quark production provide unique inputs in understanding the parton energy loss and the degree of thermalization in the quark-gluon plasma (QGP) [1] formed in high energy heavy ion collisions. Compared to light quarks, different energy loss mechanisms [2] are expected to dominate the interaction between heavy quarks and the medium. Besides the in-medium interactions, a detailed study of the hadronization process is critical for the interpretation of experimental data. In relativistic heavy ion collisions, in addition to the fragmentation process present in proton-proton (pp) collisions, hadron production can also occur via coalescence, where partons combine with each other while traversing the QGP medium or at the phase boundary [3,4]. At high transverse momentum ($p_T \gtrsim 6$ GeV/c), the probability of coalescence is reduced, and therefore the hadronization process is expected to be dominated by fragmentation. In the intermediate p_T region ($2 \lesssim p_T \lesssim 6$ GeV/c), a significant enhancement of the baryon-to-meson ratio is observed in heavy ion collisions for hadrons with up, down, or strange quarks [5,6]. This enhancement, and its dependence on centrality (i.e., the degree of overlap of the two colliding nuclei) can be explained in a scenario with hadronization via coalescence. Furthermore, elliptic flow, the second Fourier component of the azimuthal distribution of emitted particles, is found to roughly scale with the number of constituent

quarks in the p_T range of 2–5 GeV/c at RHIC [7], an observation which is also consistent with the expectation for coalescence.

A significant contribution of coalescence to the hadronization of charm quarks from the QGP medium is supported by various measurements of charmonium and open charm production at RHIC and LHC energies [8–16]. One such observable is the nuclear modification factor, R_{AA} , which is the ratio of the yield in heavy ion collisions to that in pp collisions scaled by the number of nucleon-nucleon (NN) interactions. At RHIC, the R_{AA} for J/ψ mesons with $p_T \leq 7$ GeV/c produced in AuAu collisions decreases significantly from peripheral to central collisions [8]. In contrast, in higher energy PbPb collisions at the LHC, the J/ψ R_{AA} has a much smaller centrality dependence [9,10]. The difference between the AuAu and PbPb results can be explained by a larger coalescence probability in PbPb collisions because of the larger number of produced charm and anti-charm quarks at the higher center-of-mass energy. For D^0 meson production in AuAu collisions, R_{AA} is observed to increase with p_T up to 1.5 GeV/c and decrease with p_T from 2 to 6 GeV/c, an effect that can be qualitatively reproduced by models involving coalescence [11,12]. At the LHC, the measurements of D^0 R_{AA} and D^0 azimuthal anisotropy [13–16] are well explained by models involving coalescence. The relative coalescence contribution to baryon production is expected to be more significant than for mesons because of their larger number of constituent quarks. In particular, models involving coalescence of charm and light-flavor quarks predict a large enhancement in the Λ_c^+/D^0 production ratio in heavy ion collisions relative to pp collisions and also predict that the enhancement has a strong p_T dependence [17–20]. Comparison of

* E-mail address: cms-publication-committee-chair@cern.ch.

Λ_c^+ baryon production in pp and lead-lead (PbPb) collisions can thus shed new light on understanding heavy-quark transport in the medium and heavy-quark hadronization via coalescence. All discussions of Λ_c^+ and D^0 also include the corresponding charge conjugate states.

Recently, the production of Λ_c^+ baryons for a variety of collision configurations has been measured in a similar p_T range by the LHC experiments ALICE and LHCb in the central and forward rapidity regions, respectively [21–24]. Both experiments measured the Λ_c^+ p_T -differential cross sections in pp collisions at a center-of-mass energy of $\sqrt{s} = 7$ TeV and compared them to theoretical predictions using the next-to-leading order Generalized Mass Variable Flavor Number Scheme [25]. The LHCb results for the rapidity range $2.0 < y < 4.5$ were found to be compatible with theory [23], while the ALICE values for $|y| < 0.5$ were larger than the predictions [21]. The ALICE experiment also reported Λ_c^+/D^0 production ratios in 7 TeV pp collisions, as well as in proton-lead (pPb) and PbPb collisions at an NN center-of-mass energy of $\sqrt{s_{NN}} = 5.02$ TeV. The ALICE ratios from pp and pPb collisions [21] were found to be above the corresponding LHCb values [24] (however in different rapidity ranges), with the latter agreeing with theoretical predictions. The ALICE Λ_c^+/D^0 production ratio for $6 < p_T < 12$ GeV/c in PbPb collisions was measured to be larger than in pp and pPb collisions [22], and this difference can be described using a model involving only coalescence in hadronization [20]. The ALICE measurements of the R_{AA} of Λ_c^+ baryons in pPb and PbPb collisions were found to be compatible with unity and less than unity, respectively, but have limited power to constrain models owing to large uncertainties [21,22].

In this letter, we report measurements of inclusive Λ_c^+ baryon production in pp and PbPb collisions at high p_T where inclusive refers to both prompt (directly produced in charm quark hadronization or from strong decays of excited charmed hadron states) and nonprompt (from b hadron decays) production. The data were collected at $\sqrt{s_{NN}} = 5.02$ TeV in 2015 using the CMS detector. The Λ_c^+ baryons are reconstructed in the central region ($|y| < 1$) via the hadronic decay channel $\Lambda_c^+ \rightarrow pK^-\pi^+$. The p_T spectrum and Λ_c^+/D^0 production ratio are measured in the p_T ranges 5–20 and 10–20 GeV/c in pp and PbPb collisions, respectively. The Λ_c^+/D^0 production ratios use the corresponding CMS measurements of prompt D^0 production [14]. Centrality bins for PbPb collisions are given in percentage ranges of the total inelastic hadronic cross section, with the 0–30% centrality bin corresponding to the 30% of collisions having the largest overlap of the two nuclei. The values of R_{AA} are obtained for three centrality intervals: 0–100%, 0–30%, and 30–100%.

2. The CMS detector

The central feature of the CMS apparatus is a superconducting solenoid of 6 m internal diameter, providing a magnetic field of 3.8 T. Within the solenoid volume are a silicon tracker, a lead tungstate crystal electromagnetic calorimeter, and a brass and scintillator hadron calorimeter, each composed of a barrel and two endcap sections. The tracker measures charged particles within the pseudorapidity range $|\eta| < 2.5$ and the calorimeters record deposited energy for particles with $|\eta| < 3.0$. Two forward hadron (HF) calorimeters use steel as an absorber and quartz fibers as the sensitive material. The two HF calorimeters are located 11.2 m from the interaction region, one on each end, and together they extend the calorimeter coverage from $|\eta| = 3.0$ to 5.2. Each HF calorimeter consists of 432 readout towers, containing long and short quartz fibers running parallel to the beam, providing information on the shower energy and the relative contribution originating from hadrons versus electrons and photons. A detailed description of the CMS experiment can be found in Ref. [26].

3. Event reconstruction and simulated samples

The total transverse energy deposited in both HF calorimeters is used to determine the collision centrality in PbPb collisions and was utilized by the triggers for both data sets included in this analysis [27]. One trigger selected minimum-bias (MB) events by requiring transverse energy deposits in one (both) HF calorimeters above approximately 1 GeV for pp (PbPb) collisions. As not all MB events could be saved, an additional trigger selected the more peripheral centrality region of 30–100% for PbPb events. The integrated luminosities of pp collisions, PbPb collisions with centrality 0–100%, and PbPb collisions with centrality 30–100% are 38 nb^{-1} , $44 \mu\text{b}^{-1}$, and $102 \mu\text{b}^{-1}$, respectively.

The track reconstruction algorithms used in this study for pp and PbPb collisions are described in Refs. [28] and [29], respectively. In PbPb collisions, minor modifications are made to the pp reconstruction algorithm in order to accommodate the much larger track multiplicities. Tracks are required to have a relative p_T uncertainty of less than 30% in PbPb collisions and 10% in pp collisions. In PbPb collisions, tracks must also have at least 11 hits and satisfy a stringent fit quality requirement, specifically that the χ^2 per degree of freedom be less than 0.15 times the number of tracker layers with a hit.

For the offline analysis, events must pass selection criteria designed to reject events from background processes (beam-gas interactions and nonhadronic collisions), as described in Ref. [29]. Events are required to have at least one reconstructed primary interaction vertex [28] with a distance from the center of the nominal interaction region of less than 15 cm along the beam axis. In addition, in PbPb collisions, the shapes of the clusters in the pixel detector have to be compatible with those expected from particles produced at the primary vertex location [30]. The PbPb collision events are also required to have at least three towers in each HF detector with energy deposits of more than 3 GeV per tower. These criteria select $(99 \pm 2)\%$ of inelastic hadronic PbPb collisions. Fractions above 100% reflect the possible presence of ultra-peripheral (nonhadronic) collisions in the selected event sample.

Monte Carlo (MC) simulated event samples are used to optimize the selection criteria, calculate the acceptance times efficiency, and estimate the systematic uncertainties. Proton-proton collisions are generated with PYTHIA 8.212 [31] tune CUETP8M1 [32], hereafter referred to as PYTHIA 8, and includes both prompt and nonprompt Λ_c^+ baryon events. For the PbPb MC samples, each PYTHIA 8 event containing a Λ_c^+ baryon is embedded into a PbPb collision event generated with HYDJET 1.8 [33], which is tuned to reproduce global event properties such as the charged-hadron p_T spectrum and particle multiplicity. The $\Lambda_c^+ \rightarrow pK^-\pi^+$ decay is performed by EVTGEN 1.3.0 [34] through four sub-channels: $\Lambda_c^+ \rightarrow pK^*(892)^0 \rightarrow pK^-\pi^+$, $\Lambda_c^+ \rightarrow \Delta(1232)^{++}K^- \rightarrow pK^-\pi^+$, $\Lambda_c^+ \rightarrow \Lambda(1520)\pi^+ \rightarrow pK^-\pi^+$, and $\Lambda_c^+ \rightarrow pK^-\pi^+$ (nonresonant), with no modeling of interference between the sub-channels. All particles are propagated through the CMS detector using the GEANT4 package [35].

4. Signal extraction

The $\Lambda_c^+ \rightarrow pK^-\pi^+$ candidates are reconstructed by selecting three charged tracks with $|\eta| < 1.2$ and a net charge of +1. All tracks must have $p_T > 0.7$ (1.0) GeV/c for pp (PbPb) events. During the invariant mass reconstruction, both possibilities for the mass assignments of the same-sign tracks are considered, while the kaon mass is assigned to the opposite-signed track. Using simulated events, the incorrect assignment was found to produce a broad distribution in the invariant mass (about 30 times the signal width) and is indistinguishable from the combinatorial background.

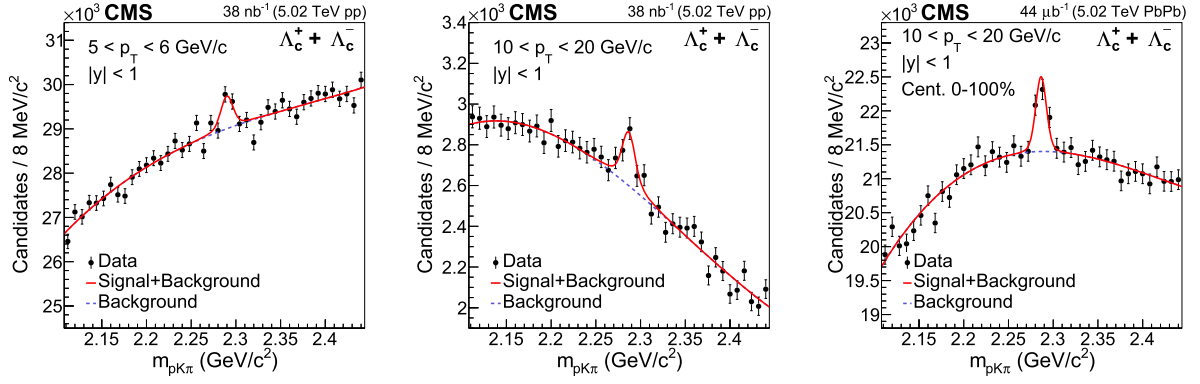


Fig. 1. Invariant mass distribution of Λ_c^+ candidates with $p_T = 5\text{--}6\text{ GeV}/c$ (left), $10\text{--}20\text{ GeV}/c$ (middle) in pp collisions, and $p_T = 10\text{--}20\text{ GeV}/c$ in PbPb collisions within the centrality range 0–100% (right). The solid line represents the full fit and the dashed line represents the background component.

As the event multiplicities for pp and PbPb collisions are substantially different, the selection criteria were optimized separately. In the optimization, simulated events in which a reconstructed Λ_c^+ candidate is matched to a generated Λ_c^+ baryon are used as the signal sample, and data events from the mass sideband region are used as the background sample. Requirements are made on three topological and three kinematic variables. The three topological criteria are: the χ^2 probability of the vertex fit to the three charged tracks making up the Λ_c^+ candidate, the angle between the Λ_c^+ candidate momentum and the vector connecting the production and decay vertices in radians (α), and the separation between the two vertices. While more than one collision per bunch crossing is rare in PbPb collisions, it is common in pp collisions. Therefore, two-dimensional variables in the transverse plane with respect to the beamline are used for α and decay length in pp collisions, while three-dimensional variables with respect to the primary vertex are used for PbPb collisions. For the PbPb events, the topological requirements are χ^2 probability above 20%, $\alpha < 0.1$, and decay length greater than 3.75σ , where σ is the uncertainty in the separation. For pp events, the corresponding requirements are χ^2 probability above 8%, $\alpha < 0.4$, and decay length greater than 2.25σ . The kinematic requirements are kaon (proton) p_T divided by the Λ_c^+ candidate p_T greater than 0.14 (0.28) for all events and pion p_T divided by the Λ_c^+ candidate p_T greater than 0.12 for PbPb events.

The Λ_c^+ baryon yields in each p_T interval are obtained from unbinned maximum likelihood fits to the invariant mass distribution in the range of 2.11–2.45 GeV/c^2 . The signal shape is modeled by the sum of two Gaussian functions with the same mean, but different widths that are fixed on the basis of the simulated signal sample. One fit parameter scales both widths to accommodate a potential difference in the mass resolution between simulation and data, with the exception of the lowest p_T region (5–6 GeV/c) in the pp data, where this parameter was found to cause instability in the fit and the unmodified mass resolution from the simulation was used. The background is modeled with a third-order Chebyshev polynomial. Representative invariant mass distributions in pp and PbPb collisions are shown in Fig. 1.

The Λ_c^+ baryon differential cross section in pp collisions is defined as:

$$\left. \frac{d\sigma_{pp}^{\Lambda_c^+}}{dp_T} \right|_{|y|<1} = \frac{1}{2\mathcal{L}\Delta p_T\mathcal{B}} \frac{N_{pp}^{\Lambda_c^+}|_{|y|<1}}{A\epsilon}, \quad (1)$$

where $N_{pp}^{\Lambda_c^+}|_{|y|<1}$ is the Λ_c^+ yield extracted in each p_T bin, \mathcal{L} is the integrated luminosity, Δp_T is the width of each p_T bin, \mathcal{B} is the branching fraction of the decay, and $A\epsilon$ is the product of the acceptance and efficiency. The factor of 1/2 accounts for averaging

Table 1

Summary of the $\langle N_{\text{coll}} \rangle$, $\langle T_{AA} \rangle$, and $\langle N_{\text{part}} \rangle$ values for three PbPb centrality ranges.

Centrality	$\langle T_{AA} \rangle [\text{mb}^{-1}]$	$\langle N_{\text{part}} \rangle$	$\langle N_{\text{coll}} \rangle$
0–30%	$15.41^{+0.33}_{-0.47}$	$270.7^{+3.2}_{-3.4}$	1079^{+74}_{-78}
30–100%	$1.41^{+0.09}_{-0.06}$	$46.8^{+2.4}_{-1.2}$	98^{+8}_{-6}
0–100%	$5.61^{+0.16}_{-0.19}$	$114.0^{+2.6}_{-2.6}$	393^{+26}_{-28}

the particle and antiparticle contributions. The normalized Λ_c^+ p_T spectrum in PbPb collisions is defined as:

$$\left. \frac{1}{\langle T_{AA} \rangle} \frac{dN_{\text{PbPb}}^{\Lambda_c^+}}{dp_T} \right|_{|y|<1} = \frac{1}{\langle T_{AA} \rangle} \frac{1}{2N_{\text{events}}\Delta p_T\mathcal{B}} \frac{N_{\text{PbPb}}^{\Lambda_c^+}|_{|y|<1}}{A\epsilon}, \quad (2)$$

where N_{events} is the number of MB events used for the analysis (corrected by the 99% selection efficiency) and $\langle T_{AA} \rangle$ is the nuclear overlap function, which is equal to the average number of NN binary collisions ($\langle N_{\text{coll}} \rangle$) divided by the NN inelastic cross section, and can be interpreted as the NN-equivalent integrated luminosity per heavy ion collision. The values of $\langle T_{AA} \rangle$, $\langle N_{\text{coll}} \rangle$, and the average number of participating nucleons ($\langle N_{\text{part}} \rangle$) are calculated using a Monte Carlo Glauber model [36], in which the NN inelastic cross section (70 mb) is used as an input parameter. The averages of these quantities over the events in the given centrality ranges are listed in Table 1.

The nuclear modification factor R_{AA} is computed as:

$$R_{AA}(p_T) = \frac{1}{\langle T_{AA} \rangle} \frac{dN_{\text{PbPb}}^{\Lambda_c^+}}{dp_T} \bigg/ \frac{d\sigma_{pp}^{\Lambda_c^+}}{dp_T}. \quad (3)$$

The values of $A\epsilon$ are obtained from MC simulation as a fraction in which the denominator is the number of generated Λ_c^+ baryons with $|y| < 1$ and the numerator is the number of reconstructed Λ_c^+ candidates that pass the selection criteria and are matched to a generated Λ_c^+ baryon. The simulation includes both prompt and nonprompt Λ_c^+ baryons estimated from PYTHIA 8 and contains an appropriately weighted combination of decays in the four known sub-channels. For the pp simulation, the p_T spectrum of the generated Λ_c^+ baryons is weighted to match a fit to the observed data (iterating until convergence is reached). For pp collisions, $A\epsilon$ increases from 7 to 19% as p_T increases. As the PbPb results are given for just one p_T range, an alternative method is used to correct the p_T spectra in simulation. Under the transverse mass scaling hypothesis (m_T scaling) [37], the Λ_c^+ baryon p_T spectrum is obtained for the 0–100% centrality region from the D^0 measurements [14] using the function $m^2(\Lambda_c^+) + p_T^2(\Lambda_c^+) = m^2(D^0) + p_T^2(D^0)$. For the PbPb data set, the

centrality distribution in simulation is reweighted to match the data. There is one additional correction applied to $A\epsilon$ for the PbPb data set. Previous CMS results have found more suppression for prompt than nonprompt D^0 mesons [14,38], which can be quantified for $10 < p_T < 20 \text{ GeV}/c$ as $R_{AA}^{\text{nonprompt}}/R_{AA}^{\text{prompt}} = 1.66 \pm 0.38$. As nonprompt baryons tend to have greater p_T and decay farther from the collision point than prompt baryons, the requirement for the decay length significance results in a value of $A\epsilon$ that is larger for nonprompt baryons. Changing the nonprompt fraction to account for the different suppression increases $A\epsilon$ by 15%. After applying the corrections, $A\epsilon = 5\%$ for PbPb collisions.

5. Systematic uncertainties

Systematic uncertainties arise from the extraction of the raw signal yield, the ability of the MC simulation to reproduce the combined acceptance and efficiency, the branching fraction of the decay mode, and the integrated luminosity. Unless otherwise indicated, systematic uncertainties are combined by adding the individual contributions in quadrature.

The systematic uncertainty in the signal yields is obtained by varying the modeling functions that are used for the signal and background contributions. The background function is changed from the default third- to second- and fourth-order Chebyshev polynomials, with the maximum difference in yield between these two alternative functions and the default fit function taken as the systematic uncertainty. This amounts to 4–10% and 7–9% for pp in different p_T bins and PbPb collisions in three centrality classes, respectively. The default signal model function is the sum of two Gaussian functions with parameters chosen as described in Section 4. For the pp (PbPb) collision data, the alternative model is a triple (single) Gaussian function with similar procedures used for the parameters. As the signal width is fixed for events in the lowest Λ_c^+ p_T bin for pp collisions, an additional systematic uncertainty is assessed by varying the width by $\pm 40\%$, corresponding to the maximum deviations with respect to the simulation observed in other p_T bins in pp and PbPb collisions. The uncertainty due to the modeling of the signal is 3–28% for pp collisions and 2–4% for PbPb collisions.

Five sources of systematic uncertainties associated with the MC modeling of the data are evaluated. The first uncertainty measures the effect of the selection criteria variation. We define a double ratio as:

$$\mathcal{DR} = \frac{N_{\text{Data}}(\text{varied})}{N_{\text{Data}}(\text{nominal})} \bigg/ \frac{N_{\text{MC}}(\text{varied})}{N_{\text{MC}}(\text{nominal})}, \quad (4)$$

where $N_{\text{Data}}(\text{nominal})$ and $N_{\text{Data}}(\text{varied})$ are the yields obtained from data using the default and alternative selection criteria, respectively, and $N_{\text{MC}}(\text{nominal})$ and $N_{\text{MC}}(\text{varied})$ are the corresponding yields from the simulated events. For each of the topological selection criteria, the double ratio is evaluated at many different values of the selection criterion. The specific ranges for pp collision events are $>1.5\sigma$ to $>6\sigma$, $>5\%$ to $>45\%$, and <0.1 to no cut for decay length, vertex fit probability, and α , respectively. The corresponding ranges for PbPb collision events are $>2.5\sigma$ to $>8\sigma$, $>5\%$ to $>45\%$, and <0.05 to <0.2 . For all but the α cut in PbPb collisions, \mathcal{DR} is plotted as a function of the selection value and fit to a linear function. The systematic uncertainty is taken as the difference between unity and the value of the fitted line at the point where no selection is applied. For the α requirement in PbPb collisions, the systematic uncertainty is obtained from the biggest differences between unity and the value of \mathcal{DR} from all of the alternative selection values. Combining the results of the three topological selection criteria systematic uncertainties in quadrature results in uncertainties of 6% for the pp data set and 19% for the PbPb data sets.

The second uncertainty arises from a potential mismodeling of the p_T distribution of Λ_c^+ baryons because $A\epsilon$ is strongly dependent on the Λ_c^+ p_T . In pp collisions, the default p_T shape is derived from the data. For PbPb collisions, the default p_T shape is obtained from m_T scaling of the measured D^0 p_T spectrum. For each data set, two alternative p_T spectra, one from PYTHIA 8 and one from PYTHIA 8 with color reconnection (described in Section 6) are considered and the maximum deviation in $A\epsilon$ is taken as the systematic uncertainty. The resulting systematic uncertainty is 0–3% for pp collisions and 5.2% for PbPb collisions.

The third uncertainty arises from imprecise knowledge of the resonant substructure of the $pK^-\pi^+$ decay mode [39]. The calculation of $A\epsilon$ uses the appropriately weighted sum of the four known sub-channels and the systematic uncertainty associated with this is evaluated by determining $A\epsilon$ for each sub-channel and randomly adjusting the weights by the uncertainties of each branching fraction. The individual values of $A\epsilon$ vary by about $\pm 30\%$ relative to the average. The systematic uncertainty is obtained from the standard deviation of a Gaussian fit to the different average $A\epsilon$ values and is 8% for both pp and PbPb events.

The fourth uncertainty associated with the MC modeling of the data is the track reconstruction efficiency, which is 4% for pp collisions [14] and 5% for PbPb collisions [40]. As there are three tracks in the Λ_c^+ decay, the corresponding uncertainties on the measured p_T spectra are 12 and 15% for pp and PbPb, respectively, while for the Λ_c^+/D^0 production ratio, the uncertainties are 4 and 5%, respectively.

The fifth uncertainty arises from possible mismodeling of the nonprompt component, namely Λ_c^+ from b hadron decays, in the inclusive Λ_c^+ sample. The inclusive $A\epsilon$ is the weighted sum of prompt and nonprompt $A\epsilon$ according to the prompt and nonprompt fractions. As found using the standard PYTHIA 8 MC sample, the nonprompt $A\epsilon$ is generally 3–4 times larger than the prompt $A\epsilon$ and so an incorrect nonprompt fraction in PYTHIA 8 will result in an incorrect $A\epsilon$ for the inclusive sample. To evaluate this systematic uncertainty, an alternative method is used to obtain the final result that does not rely on the PYTHIA 8 prediction for the nonprompt fraction. A generator-only PYTHIA 8 sample of nonprompt Λ_c^+ events is reweighted to match the p_T -differential b hadron cross section from a fixed-order plus next-to-leading logarithm (FONLL) calculation [41]. The resulting p_T -differential cross section for nonprompt Λ_c^+ baryons is multiplied by the appropriate luminosity, branching fractions, and $A\epsilon$ for nonprompt Λ_c^+ events to obtain an estimate of the number of reconstructed nonprompt Λ_c^+ baryons in each p_T bin. Subtracting this value from the measured number of reconstructed Λ_c^+ baryons gives the number of reconstructed prompt Λ_c^+ baryons. These reconstructed prompt yields are then corrected using the prompt $A\epsilon$ as well as luminosity and branching fractions to estimate the p_T -differential cross section for prompt Λ_c^+ baryons. Finally, the two cross sections give an alternative estimate of the nonprompt fraction in each p_T bin, and therefore an alternative estimate of the weighted inclusive $A\epsilon$ value. The systematic uncertainty is taken as the difference between the nominal and alternative $A\epsilon$ values. The nonprompt fraction for events passing the pp selection criteria is found to be 28–34% for the nominal scenario (PYTHIA 8 only) and 4–7% for the alternative method, with higher values associated with larger Λ_c^+ p_T . The resulting systematic uncertainty varies by only $\pm 1\%$ as a function of p_T so an average value of 18% is used for all p_T bins. The same method is applied to the PbPb data set, where the systematic uncertainty is found to be 25% as a result of the more stringent selection criteria. For PbPb collisions, an additional systematic uncertainty is assessed by taking the difference between applying and not applying the correction for different values of R_{AA} for nonprompt and prompt Λ_c^+ baryons as discussed in Section 4, raising the systematic uncertainty to 29%.

The overall $\Lambda_c^+ \rightarrow pK^-\pi^+$ branching fraction uncertainty is 5.3% [39]. The uncertainties in the integrated luminosity in pp collisions and the MB selection efficiency in PbPb collisions are 2.3% [42] and 2.0% [29], respectively. The uncertainties in T_{AA} are listed in Table 1.

For the measurement of the p_T spectra, the uncertainties associated with the $\Lambda_c^+ \rightarrow pK^-\pi^+$ branching fraction and subresonant contributions, the luminosity and MB selection efficiency, and the nonprompt fraction contribute only to the overall normalization and are labeled global uncertainties. Adding these contributions in quadrature yields global uncertainties of 21% (31%) for pp (PbPb) collisions. In measuring the nuclear modification factor R_{AA} , the uncertainties associated with the branching fraction and subresonant contributions cancel and the nonprompt fraction uncertainty partially cancels. In calculating the Λ_c^+/D^0 production ratio, the uncertainties associated with D^0 from the yield extraction, selection criteria efficiency, and p_T shape are obtained from Ref. [14], while the uncertainties in the integrated luminosity in pp collisions and the MB selection efficiency in PbPb collisions cancel.

6. Results and discussion

Fig. 2 shows the p_T -differential cross section of inclusive Λ_c^+ baryon production in pp collisions for the range of $5 < p_T < 20$ GeV/c and the T_{AA} -scaled yields in PbPb collisions for the range of $10 < p_T < 20$ GeV/c, for three centrality classes. The 21% (31%) normalization uncertainty for the pp (PbPb) results is not included in the boxes representing the systematic uncertainties for each data point. While the shape of the p_T distribution in pp collisions is consistent with the inclusive production calculation from PYTHIA 8 using tune CUETP8M1 and activating the ‘‘SoftQCD:nondiffractive’’ processes, the data are systematically higher. The hadronization in PYTHIA 8 can be modified by adding a color reconnection (CR) mechanism in which the final partons in the string fragmentation are considered to be color connected in such a way that the total string length becomes as short as possible [43]. The calculations using the recommended color reconnection model from Ref. [43] are consistent with our p_T -differential cross section in pp collisions. The p_T -differential cross section in pp collisions is also compared to the GM-VFNS perturbative QCD calculations [44], which includes only prompt Λ_c^+ baryon production. The GM-VFNS prediction is significantly below our data for $p_T < 10$ GeV/c, similar to the difference found by ALICE [21]. PYTHIA 8 predicts that 8–15% of generated Λ_c^+ baryons arise from b hadrons, with the low (high) value corresponding to the Λ_c^+ p_T interval $5 < p_T < 6$ GeV/c ($10 < p_T < 20$ GeV/c). Therefore, accounting for the effects of non-prompt Λ_c^+ production will only marginally reduce the disagreement with the GM-VFNS prediction.

The nuclear modification factor R_{AA} for inclusive Λ_c^+ baryons in the p_T range 10–20 GeV/c is shown in Fig. 3 as a function of the number of participating nucleons $\langle N_{part} \rangle$ for PbPb collisions. The results suggest that Λ_c^+ is suppressed in PbPb collisions for $p_T > 10$ GeV/c, but no conclusion can be drawn because of the large uncertainties. The difference in R_{AA} values between the 0–30% and 30–100% centrality ranges is consistent with an enhanced suppression in the more central PbPb collisions.

Fig. 4 shows the Λ_c^+/D^0 production ratio as a function of p_T for pp collisions and PbPb collisions in the centrality range 0–100%. The production ratio found from pp collisions is similar in shape versus p_T but about three times larger in magnitude compared to the calculation from PYTHIA 8.212 tune CUETP8M1. Results using the Monash 2013 [45] tune are found to be consistent with those from the CUETP8M1 tune. Besides providing a reasonable description of Λ_c^+ baryon p_T -differential cross sections, Fig. 4 shows that calculations using a color reconnection model are consistent with our results for the Λ_c^+/D^0 production ratio in pp collisions.

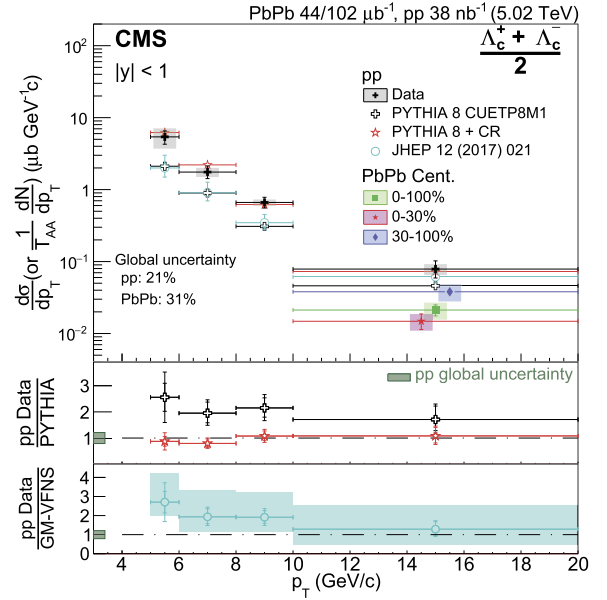


Fig. 2. The p_T -differential cross sections for inclusive Λ_c^+ production in pp collisions and the T_{AA} -scaled yields for three centrality regions of PbPb collisions. The boxes and error bars represent the systematic and statistical uncertainties, respectively. The PbPb data points are shifted in the horizontal axis for clarity. Predictions for pp collisions are displayed for PYTHIA 8 with the CUETP8M1 tune (open crosses), PYTHIA 8 with color reconnection [43] (open stars), and GM-VFNS [44] (open circles labeled ‘‘JHEP 12 (2017) 021’’ along with ratios to the data in the lower two panels. The PYTHIA 8 (GM-VFNS) predictions are for inclusive (prompt) Λ_c^+ production. The error bars on the GM-VFNS prediction account for the scale variation uncertainty. The lower panels show the data-to-prediction ratio for pp collisions with inner and outer error bars corresponding to the statistical and total uncertainty in the data, respectively, and the shaded box at unity indicating the 21% normalization uncertainty. The shaded boxes in the bottom panel represent the GM-VFNS uncertainty.

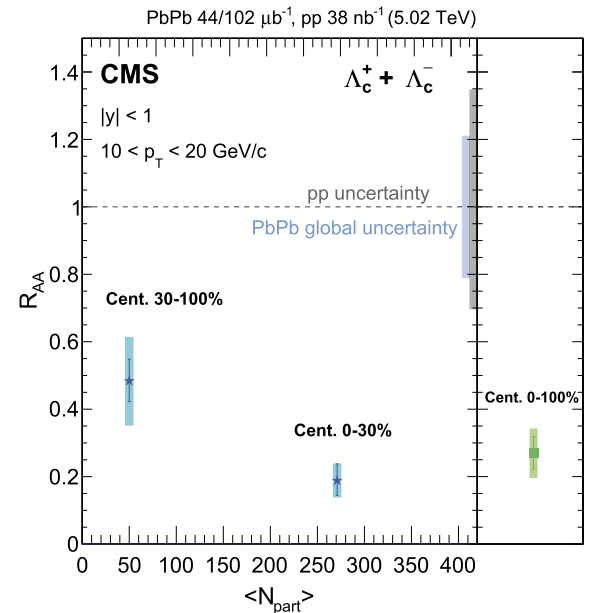


Fig. 3. The nuclear modification factor R_{AA} versus $\langle N_{part} \rangle$ for inclusive Λ_c^+ production. The error bars represent the PbPb yield statistical uncertainties. The boxes at each point include the PbPb systematic uncertainties associated with the signal extraction, p_T spectrum, selection criteria, track reconstruction, and T_{AA} . The band at unity labeled pp uncertainty includes these same uncertainties for the pp data (except for T_{AA}) plus the uncertainties in pp yield and luminosity. The band at unity labeled PbPb includes the uncertainty from the nonprompt fraction (accounting for a partial cancellation between pp and PbPb) and MB selection efficiency.

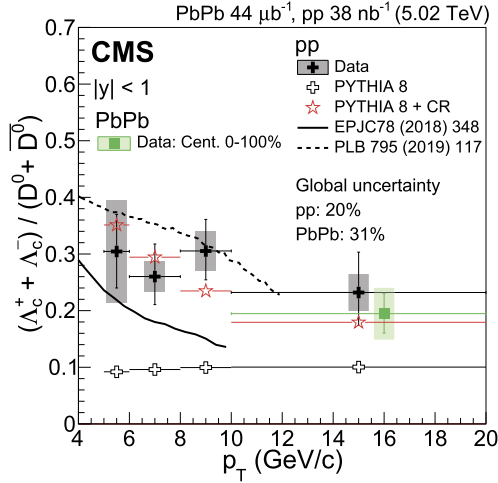


Fig. 4. The ratio of the production cross sections of inclusive Λ_c^+ to prompt D^0 versus p_T from pp collisions as well as 0–100% centrality PbPb collisions. The boxes and error bars represent the systematic and statistical uncertainties, respectively. The PbPb data point is shifted in the horizontal axis for clarity. The 20 and 31% normalization uncertainties in pp and PbPb collisions, respectively, are not included in the boxes representing the systematic uncertainties for each data point. The open crosses and open stars represent the predictions of PYTHIA 8 with the CUETP8M1 tune and with color reconnection [43], respectively. The solid and dashed lines are the calculations for prompt Λ_c^+ over prompt D^0 production ratio from Ref. [20] and Ref. [46], respectively. All predictions are for pp collisions.

The pp data are also compared with two predictions which are for the prompt Λ_c^+ over D^0 production ratio. Calculations using a model that includes both coalescence and fragmentation in pp collisions [20] are shown in Fig. 4 by the solid line. Compared to the data, this model predicts a stronger dependence on p_T and underestimates the measurements. Another recent model [46] attempts to use a statistical hadronization approach to explain the large Λ_c^+/D^0 production ratio as arising from Λ_c^+ baryons that are produced from the decay of excited charm baryon states not included in Ref. [39] and are therefore not included in the hadronization simulation in PYTHIA 8. The prediction of this model, also shown in Fig. 4 by the dashed line, provides a reasonable description of the data for $p_T < 10$ GeV/c.

While the ALICE results indicate an enhancement in the Λ_c^+/D^0 production ratio in the p_T range of 6–12 GeV/c for PbPb [22] compared to pPb and pp collisions, the CMS PbPb measurement in the p_T range 10–20 GeV/c is consistent with the pp result. This lack of an enhancement may suggest that there is no significant contribution from the coalescence process for $p_T > 10$ GeV/c in PbPb collisions.

7. Summary

The p_T -differential cross sections of Λ_c^+ baryons, including both prompt and nonprompt contributions, have been measured in pp and PbPb collisions at a nucleon-nucleon center-of-mass energy of 5.02 TeV. The shape of the p_T distribution in pp collisions is well described by the PYTHIA 8 event generator. A hint of suppression of Λ_c^+ production for $10 < p_T < 20$ GeV/c is observed in PbPb when compared to pp data, with central PbPb events showing stronger suppression. This is consistent with the suppression observed in D^0 meson measurements, which is understood to originate from the strong interaction between the charm quark and the quark-gluon plasma. The Λ_c^+/D^0 production ratios in pp collisions are consistent with a model obtained by adding color reconnection in hadronization to PYTHIA 8, and also with a model that includes enhanced contributions from the decay of excited charm baryons. The Λ_c^+/D^0 production ratios in pp and PbPb collisions for $p_T =$

10–20 GeV/c are found to be consistent with each other. These two observations may suggest that the coalescence process does not play a significant role in Λ_c^+ baryon production in this p_T range.

Acknowledgements

We thank V. Greco for providing the theoretical calculations of the Λ_c^+/D^0 production ratios used for comparisons with our measurements in pp collisions.

We congratulate our colleagues in the CERN accelerator departments for the excellent performance of the LHC and thank the technical and administrative staffs at CERN and at other CMS institutes for their contributions to the success of the CMS effort. In addition, we gratefully acknowledge the computing centres and personnel of the Worldwide LHC Computing Grid for delivering so effectively the computing infrastructure essential to our analyses. Finally, we acknowledge the enduring support for the construction and operation of the LHC and the CMS detector provided by the following funding agencies: BMBWF and FWF (Austria); FNRS and FWO (Belgium); CNPq, CAPES, FAPERJ, FAPERGS, and FAPESP (Brazil); MES (Bulgaria); CERN; CAS, MOST, and NSFC (China); COLCIENCIAS (Colombia); MSES and CSF (Croatia); RPF (Cyprus); SENESCYT (Ecuador); MoER, ERC IUT, PUT and ERDF (Estonia); Academy of Finland, MEC, and HIP (Finland); CEA and CNRS/IN2P3 (France); BMBF, DFG, and HGF (Germany); GSRT (Greece); NK-FIA (Hungary); DAE and DST (India); IPM (Iran); SFI (Ireland); INFN (Italy); MSIP and NRF (Republic of Korea); MES (Latvia); LAS (Lithuania); MOE and UM (Malaysia); BUAP, CINVESTAV, CONACYT, LNS, SEP, and UASLP-FAI (Mexico); MOS (Montenegro); MBIE (New Zealand); PAEC (Pakistan); MSHE and NSC (Poland); FCT (Portugal); JINR (Dubna); MON, ROSATOM, RAS, RFBR, and NRC KI (Russia); MESTD (Serbia); SEIDI, CPAN, PCTI, and FEDER (Spain); MoSTR (Sri Lanka); Swiss Funding Agencies (Switzerland); MST (Taipei); ThEPCenter, IPST, STAR, and NSTDA (Thailand); TUBITAK and TAEK (Turkey); NASU and SFFR (Ukraine); STFC (United Kingdom); DOE and NSF (USA).

Individuals have received support from the Marie-Curie programme and the European Research Council and Horizon 2020 Grant, contract Nos. 675440, 752730, and 765710 (European Union); the Leventis Foundation; the A.P. Sloan Foundation; the Alexander von Humboldt Foundation; the Belgian Federal Science Policy Office; the Fonds pour la Recherche à la Recherche dans l'Industrie et dans l'Agriculture (FRIA-Belgium); the Agentschap voor Innovatie door Wetenschap en Technologie (IWT-Belgium); the F.R.S.-FNRS and FWO (Belgium) under the “Excellence of Science – EOS” – be.h project n. 30820817; the Beijing Municipal Science & Technology Commission, No. Z181100004218003; the Ministry of Education, Youth and Sports (MEYS) of the Czech Republic; the Lendület (“Momentum”) Programme and the János Bolyai Research Scholarship of the Hungarian Academy of Sciences, the New National Excellence Program ÚNKP, the NKFI research grants 123842, 123959, 124845, 124850, 125105, 128713, 128786, and 129058 (Hungary); the Council of Science and Industrial Research, India; the HOMING PLUS programme of the Foundation for Polish Science, cofinanced from European Union, Regional Development Fund, the Mobility Plus programme of the Ministry of Science and Higher Education, the National Science Center (Poland), contracts Harmonia 2014/14/M/ST2/00428, Opus 2014/13/B/ST2/02543, 2014/15/B/ST2/03998, and 2015/19/B/ST2/02861, Sonata-bis 2012/07/E/ST2/01406; the National Priorities Research Program by Qatar National Research Fund; the Ministry of Science and Education, grant no. 3.2989.2017 (Russia); the Programa Estatal de Fomento de la Investigación Científica y Técnica de Excelencia María de Maeztu, grant MDM-2015-0509 and the Programa Severo Ochoa del Principado de Asturias; the Thalís and Aristeia programmes cofinanced by EU-ESF and the Greek NSRF;

the Rachadapisek Sompot Fund for Postdoctoral Fellowship, Chulalongkorn University and the Chulalongkorn Academic into Its 2nd Century Project Advancement Project (Thailand); The Welch Foundation, contract C-1845; and the Weston Havens Foundation (USA).

References

- [1] E.V. Shuryak, Theory of hadronic plasma, *Sov. Phys. JETP* 47 (1978) 212, <http://jetp.ac.ru/cgi-bin/e/index/e/47/2/p212?a=list>, *Zh. Eksp. Teor. Fiz.* 74 (1978) 408.
- [2] A. Beraudo, et al., Extraction of heavy-flavor transport coefficients in QCD matter, *Nucl. Phys. A* 979 (2018) 21, <https://doi.org/10.1016/j.nuclphysa.2018.09.002>, arXiv:1803.03824.
- [3] V. Greco, C.M. Ko, P. Lévai, Parton coalescence and the antiproton/pion anomaly at RHIC, *Phys. Rev. Lett.* 90 (2003) 202302, <https://doi.org/10.1103/PhysRevLett.90.202302>, arXiv:nucl-th/0301093.
- [4] R.J. Fries, V. Greco, P. Sorensen, Coalescence models for hadron formation from quark gluon plasma, *Annu. Rev. Nucl. Part. Sci.* 58 (2008) 177, <https://doi.org/10.1146/annurev.nucl.58.110707.171134>, arXiv:0807.4939.
- [5] B.I. Abelev, et al., STAR, Identified baryon and meson distributions at large transverse momenta from Au+Au collisions at $\sqrt{s_{NN}} = 200$ GeV, *Phys. Rev. Lett.* 97 (2006) 152301, <https://doi.org/10.1103/PhysRevLett.97.152301>, arXiv:nucl-ex/0606003.
- [6] B.I. Abelev, et al., STAR, Systematic measurements of identified particle spectra in pp, d+Au and Au+Au collisions from STAR, *Phys. Rev. C* 79 (2009) 034909, <https://doi.org/10.1103/PhysRevC.79.034909>, arXiv:0808.2041.
- [7] B.I. Abelev, et al., STAR, Centrality dependence of charged hadron and strange hadron elliptic flow from $\sqrt{s_{NN}} = 200$ GeV Au+Au collisions, *Phys. Rev. C* 77 (2008) 054901, <https://doi.org/10.1103/PhysRevC.77.054901>, arXiv:0801.3466.
- [8] A. Adare, et al., PHENIX, J/ψ suppression at forward rapidity in Au+Au collisions at $\sqrt{s_{NN}} = 200$ GeV, *Phys. Rev. C* 84 (2011) 054912, <https://doi.org/10.1103/PhysRevC.84.054912>, arXiv:1103.6269.
- [9] ALICE Collaboration, J/ψ suppression at forward rapidity in Pb-Pb collisions at $\sqrt{s_{NN}} = 5.02$ TeV, *Phys. Lett. B* 766 (2017) 212, <https://doi.org/10.1016/j.physletb.2016.12.064>, arXiv:1606.08197.
- [10] ALICE Collaboration, Centrality, rapidity and transverse momentum dependence of J/ψ suppression in Pb-Pb collisions at $\sqrt{s_{NN}} = 2.76$ TeV, *Phys. Lett. B* 734 (2014) 314, <https://doi.org/10.1016/j.physletb.2014.05.064>, arXiv:1311.0214.
- [11] L. Adamczyk, et al., STAR, Observation of D^0 meson nuclear modifications in Au+Au collisions at $\sqrt{s_{NN}} = 200$ GeV, *Phys. Rev. Lett.* 113 (2014) 142301, <https://doi.org/10.1103/PhysRevLett.113.142301>, arXiv:1404.6185, Erratum: <https://doi.org/10.1103/PhysRevLett.121.229901>.
- [12] J. Adam, et al., STAR, Centrality and transverse momentum dependence of D^0 -meson production at mid-rapidity in Au+Au collisions at $\sqrt{s_{NN}} = 200$ GeV, *Phys. Rev. C* 99 (2019) 034908, <https://doi.org/10.1103/PhysRevC.99.034908>, arXiv:1812.10224.
- [13] CMS Collaboration, Measurement of prompt D^0 meson azimuthal anisotropy in Pb-Pb collisions at $\sqrt{s_{NN}} = 5.02$ TeV, *Phys. Rev. Lett.* 120 (2018) 202301, <https://doi.org/10.1103/PhysRevLett.120.202301>, arXiv:1708.03497.
- [14] CMS Collaboration, Nuclear modification factor of D^0 mesons in PbPb collisions at $\sqrt{s_{NN}} = 5.02$ TeV, *Phys. Lett. B* 782 (2018) 474, <https://doi.org/10.1016/j.physletb.2018.05.074>, arXiv:1708.04962.
- [15] ALICE Collaboration, D -meson azimuthal anisotropy in midcentral Pb-Pb collisions at $\sqrt{s_{NN}} = 5.02$ TeV, *Phys. Rev. Lett.* 120 (2018) 102301, <https://doi.org/10.1103/PhysRevLett.120.102301>, arXiv:1707.01005.
- [16] ALICE Collaboration, Measurement of D^0 , D^+ , D^{*+} and D_s^+ production in Pb-Pb collisions at $\sqrt{s_{NN}} = 5.02$ TeV, *J. High Energy Phys.* 10 (2018) 174, [https://doi.org/10.1007/JHEP10\(2018\)174](https://doi.org/10.1007/JHEP10(2018)174), arXiv:1804.09083.
- [17] Y. Oh, C.M. Ko, S.H. Lee, S. Yasui, Heavy baryon/meson ratios in relativistic heavy ion collisions, *Phys. Rev. C* 79 (2009) 044905, <https://doi.org/10.1103/PhysRevC.79.044905>, arXiv:0901.1382.
- [18] S.H. Lee, K. Ohnishi, S. Yasui, I.-K. Yoo, C.-M. Ko, Λ_c enhancement from strongly coupled quark-gluon plasma, *Phys. Rev. Lett.* 100 (2008) 222301, <https://doi.org/10.1103/PhysRevLett.100.222301>, arXiv:0709.3637.
- [19] S. Ghosh, S.K. Das, V. Greco, S. Sarkar, J.-e. Alam, Diffusion of Λ_c in hot hadronic medium and its impact on Λ_c/D ratio, *Phys. Rev. D* 90 (2014) 054018, <https://doi.org/10.1103/PhysRevD.90.054018>, arXiv:1407.5069.
- [20] S. Plumari, V. Minissale, S.K. Das, G. Coci, V. Greco, Charmed hadrons from coalescence plus fragmentation in relativistic nucleus-nucleus collisions at RHIC and LHC, *Eur. Phys. J. C* 78 (2018) 348, <https://doi.org/10.1140/epjc/s10052-018-5828-7>, arXiv:1712.00730.
- [21] ALICE Collaboration, Λ_c^+ production in pp collisions at $\sqrt{s} = 7$ TeV and in p-Pb collisions at $\sqrt{s_{NN}} = 5.02$ TeV, *J. High Energy Phys.* 04 (2018) 108, [https://doi.org/10.1007/JHEP04\(2018\)108](https://doi.org/10.1007/JHEP04(2018)108), arXiv:1712.09581.
- [22] ALICE Collaboration, Λ_c^+ production in Pb-Pb collisions at $\sqrt{s_{NN}} = 5.02$ TeV, *Phys. Lett. B* 793 (2019) 212, <https://doi.org/10.1016/j.physletb.2019.04.046>, arXiv:1809.10922.
- [23] LHCb Collaboration, Prompt charm production in pp collisions at $\sqrt{s} = 7$ TeV, *Nucl. Phys. B* 871 (2013) 1, <https://doi.org/10.1016/j.nuclphysb.2013.02.010>, arXiv:1302.2864.
- [24] LHCb Collaboration, Prompt Λ_c^+ production in pPb collisions at $\sqrt{s_{NN}} = 5.02$ TeV, *J. High Energy Phys.* 02 (2019) 102, [https://doi.org/10.1007/JHEP02\(2019\)102](https://doi.org/10.1007/JHEP02(2019)102), arXiv:1809.01404.
- [25] M.A.G. Aivazis, J.C. Collins, F.I. Olness, W.-K. Tung, Leptoproduction of heavy quarks. II. A unified QCD formulation of charged and neutral current processes from fixed-target to collider energies, *Phys. Rev. D* 50 (1994) 3102, <https://doi.org/10.1103/PhysRevD.50.3102>.
- [26] CMS Collaboration, The CMS experiment at the CERN LHC, *J. Instrum.* 3 (2008) S08004, <https://doi.org/10.1088/1748-0221/3/08/S08004>.
- [27] CMS Collaboration, Observation and studies of jet quenching in PbPb collisions at nucleon-nucleon center-of-mass energy = 2.76 TeV, *Phys. Rev. C* 84 (2011) 024906, <https://doi.org/10.1103/PhysRevC.84.024906>, arXiv:1102.1957.
- [28] CMS Collaboration, Description and performance of track and primary-vertex reconstruction with the CMS tracker, *J. Instrum.* 9 (2014) P10009, <https://doi.org/10.1088/1748-0221/9/10/P10009>, arXiv:1405.6569.
- [29] CMS Collaboration, Charged-particle nuclear modification factors in PbPb and pPb collisions at $\sqrt{s_{NN}} = 5.02$ TeV, *J. High Energy Phys.* 04 (2017) 039, [https://doi.org/10.1007/JHEP04\(2017\)039](https://doi.org/10.1007/JHEP04(2017)039), arXiv:1611.01664.
- [30] CMS Collaboration, Transverse-momentum and pseudorapidity distributions of charged hadrons in pp collisions at $\sqrt{s} = 0.9$ and 2.36 TeV, *J. High Energy Phys.* 02 (2010) 041, [https://doi.org/10.1007/JHEP02\(2010\)041](https://doi.org/10.1007/JHEP02(2010)041), arXiv:1002.0621.
- [31] T. Sjöstrand, S. Ask, J.R. Christiansen, R. Corke, N. Desai, P. Ilten, S. Mrenna, S. Prestel, C.O. Rasmussen, P.Z. Skands, An introduction to PYTHIA 8.2, *Comput. Phys. Commun.* 191 (2015) 159, <https://doi.org/10.1016/j.cpc.2015.01.024>, arXiv:1410.3012.
- [32] CMS Collaboration, Event generator tunes obtained from underlying event and multiparton scattering measurements, *Eur. Phys. J. C* 76 (2016) 155, <https://doi.org/10.1140/epjc/s10052-016-3988-x>, arXiv:1512.00815.
- [33] I.P. Lokhtin, A.M. Snigirev, A model of jet quenching in ultrarelativistic heavy ion collisions and high- p_T hadron spectra at RHIC, *Eur. Phys. J. C* 45 (2006) 211, <https://doi.org/10.1140/epjc/s2005-02426-3>, arXiv:hep-ph/0506189.
- [34] D.J. Lange, The EvtGen particle decay simulation package, *Nucl. Instrum. Methods A* 462 (2001) 152, [https://doi.org/10.1016/S0168-9002\(01\)00089-4](https://doi.org/10.1016/S0168-9002(01)00089-4).
- [35] S. Agostinelli, et al., GEANT4, Geant4—a simulation toolkit, *Nucl. Instrum. Methods A* 506 (2003) 250, [https://doi.org/10.1016/S0168-9002\(03\)01368-8](https://doi.org/10.1016/S0168-9002(03)01368-8).
- [36] M.L. Miller, K. Reygers, S.J. Sanders, P. Steinberg, Glauber modeling in high energy nuclear collisions, *Annu. Rev. Nucl. Part. Sci.* 57 (2007) 205, <https://doi.org/10.1146/annurev.nucl.57.090506.123020>, arXiv:nucl-ex/0701025.
- [37] A. Adare, et al., PHENIX, Detailed measurement of the e^+e^- pair continuum in $p + p$ and Au+Au collisions at $\sqrt{s_{NN}} = 200$ GeV and implications for direct photon production, *Phys. Rev. C* 81 (2010) 034911, <https://doi.org/10.1103/PhysRevC.81.034911>, arXiv:0912.0244.
- [38] CMS Collaboration, Studies of beauty suppression via nonprompt D^0 mesons in Pb-Pb collisions at $\sqrt{s_{NN}} = 5.02$ TeV, *Phys. Rev. Lett.* 123 (2019) 022001, <https://doi.org/10.1103/PhysRevLett.123.022001>, arXiv:1810.11102.
- [39] Particle Data Group, M. Tanabashi, et al., in: Review of Particle Physics, *Phys. Rev. D* 98 (2018) 030001, <https://doi.org/10.1103/PhysRevD.98.030001>.
- [40] CMS Collaboration, Measurement of the B^{\pm} meson nuclear modification factor in Pb-Pb collisions at $\sqrt{s_{NN}} = 5.02$ TeV, *Phys. Rev. Lett.* 119 (2017) 152301, <https://doi.org/10.1103/PhysRevLett.119.152301>, arXiv:1705.04727.
- [41] M. Cacciari, M. Greco, P. Nason, The p_T spectrum in heavy flavor hadroproduction, *J. High Energy Phys.* 05 (1998) 007, <https://doi.org/10.1088/1126-6708/1998/05/007>, arXiv:hep-ph/9803400.
- [42] CMS Collaboration, CMS luminosity calibration for the pp reference run at $\sqrt{s} = 5.02$ TeV, CMS Physics Analysis Summary CMS-PAS-LUM-16-001 <http://cdsweb.cern.ch/record/2235781>.
- [43] J.R. Christiansen, P.Z. Skands, String formation beyond leading colour, *J. High Energy Phys.* 08 (2015) 003, [https://doi.org/10.1007/JHEP08\(2015\)003](https://doi.org/10.1007/JHEP08(2015)003), arXiv:1505.01681.
- [44] M. Benzke, M.V. Garzelli, B. Kniesl, G. Kramer, S. Moch, G. Sigl, Prompt neutrinos from atmospheric charm in the general-mass variable-flavor-number scheme, *J. High Energy Phys.* 12 (2017) 021, [https://doi.org/10.1007/JHEP12\(2017\)021](https://doi.org/10.1007/JHEP12(2017)021), arXiv:1705.10386.
- [45] P. Skands, S. Carrazza, J. Rojo, Tuning PYTHIA 8.1: the Monash 2013 tune, *Eur. Phys. J. C* 74 (2014) 3024, <https://doi.org/10.1140/epjc/s10052-014-3024-y>, arXiv:1404.5630.
- [46] M. He, R. Rapp, Charm-baryon production in proton-proton collisions, *Phys. Lett. B* 795 (2019) 117, <https://doi.org/10.1016/j.physletb.2019.06.004>, arXiv:1902.08889.

The CMS Collaboration

A.M. Sirunyan[†], A. Tumasyan

Yerevan Physics Institute, Yerevan, Armenia

W. Adam, F. Ambroggi, T. Bergauer, J. Brandstetter, M. Dragicevic, J. Erö, A. Escalante Del Valle, M. Flechl, R. Frühwirth¹, M. Jeitler¹, N. Krammer, I. Krätschmer, D. Liko, T. Madlener, I. Mikulec, N. Rad, J. Schieck¹, R. Schöfbeck, M. Spanring, D. Spitzbart, W. Waltenberger, J. Wittmann, C.-E. Wulz¹, M. Zarucki

Institut für Hochenergiephysik, Wien, Austria

V. Drugakov, V. Mossolov, J. Suarez Gonzalez

Institute for Nuclear Problems, Minsk, Belarus

M.R. Darwish, E.A. De Wolf, D. Di Croce, X. Janssen, J. Lauwers, A. Lelek, M. Pieters, H. Rejeb Sfar, H. Van Haeve, P. Van Mechelen, S. Van Putte, N. Van Remortel

Universiteit Antwerpen, Antwerpen, Belgium

F. Blekman, E.S. Bols, S.S. Chhibra, J. D'Hondt, J. De Clercq, D. Lontkovskyi, S. Lowette, I. Marchesini, S. Moortgat, L. Moreels, Q. Python, K. Skovpen, S. Tavernier, W. Van Doninck, P. Van Mulders, I. Van Parijs

Vrije Universiteit Brussel, Brussel, Belgium

D. Beghin, B. Bilin, H. Brun, B. Clerbaux, G. De Lentdecker, H. Delannoy, B. Dorney, L. Favart, A. Grebenyuk, A.K. Kalsi, J. Luetic, A. Popov, N. Postiau, E. Starling, L. Thomas, C. Vander Velde, P. Vanlaer, D. Vannerom, Q. Wang

Université Libre de Bruxelles, Bruxelles, Belgium

T. Cornelis, D. Dobur, I. Khvastunov², C. Roskas, D. Trocino, M. Tytgat, W. Verbeke, B. Vermassen, M. Vit, N. Zaganidis

Ghent University, Ghent, Belgium

O. Bondu, G. Bruno, C. Caputo, P. David, C. Delaere, M. Delcourt, A. Giammanco, G. Krintiras, V. Lemaitre, A. Magitteri, K. Piotrkowski, J. Prisciandaro, A. Saggio, M. Vidal Marono, P. Vischia, J. Zobec

Université Catholique de Louvain, Louvain-la-Neuve, Belgium

F.L. Alves, G.A. Alves, G. Correia Silva, C. Hensel, A. Moraes, P. Rebello Teles

Centro Brasileiro de Pesquisas Físicas, Rio de Janeiro, Brazil

E. Belchior Batista Das Chagas, W. Carvalho, J. Chinellato³, E. Coelho, E.M. Da Costa, G.G. Da Silveira⁴, D. De Jesus Damiao, C. De Oliveira Martins, S. Fonseca De Souza, L.M. Huertas Guativa, H. Malbouisson, J. Martins⁵, D. Matos Figueiredo, M. Medina Jaime⁶, M. Melo De Almeida, C. Mora Herrera, L. Mundim, H. Nogima, W.L. Prado Da Silva, L.J. Sanchez Rosas, A. Santoro, A. Sznajder, M. Thiel, E.J. Tonelli Manganote³, F. Torres Da Silva De Araujo, A. Vilela Pereira

Universidade do Estado do Rio de Janeiro, Rio de Janeiro, Brazil

S. Ahuja^a, C.A. Bernardes^a, L. Calligaris^a, T.R. Fernandez Perez Tomei^a, E.M. Gregores^b, D.S. Lemos, P.G. Mercadante^b, S.F. Novaes^a, SandraS. Padula^a

^a Universidade Estadual Paulista, São Paulo, Brazil

^b Universidade Federal do ABC, São Paulo, Brazil

A. Aleksandrov, G. Antchev, R. Hadjiiska, P. Iaydjiev, A. Marinov, M. Misheva, M. Rodozov, M. Shopova, G. Sultanov

Institute for Nuclear Research and Nuclear Energy, Bulgarian Academy of Sciences, Sofia, Bulgaria

A. Dimitrov, L. Litov, B. Pavlov, P. Petkov

University of Sofia, Sofia, Bulgaria

W. Fang⁷, X. Gao⁷, L. Yuan

Beihang University, Beijing, China

M. Ahmad, G.M. Chen, H.S. Chen, M. Chen, C.H. Jiang, D. Leggat, H. Liao, Z. Liu, S.M. Shaheen⁸, A. Spiezia, J. Tao, E. Yazgan, H. Zhang, S. Zhang⁸, J. Zhao

Institute of High Energy Physics, Beijing, China

A. Agapitos, Y. Ban, G. Chen, A. Levin, J. Li, L. Li, Q. Li, Y. Mao, S.J. Qian, D. Wang

State Key Laboratory of Nuclear Physics and Technology, Peking University, Beijing, China

Z. Hu, Y. Wang

Tsinghua University, Beijing, China

C. Avila, A. Cabrera, L.F. Chaparro Sierra, C. Florez, C.F. González Hernández, M.A. Segura Delgado

Universidad de Los Andes, Bogota, Colombia

D. Giljanović, N. Godinovic, D. Lelas, I. Puljak, T. Sculac

University of Split, Faculty of Electrical Engineering, Mechanical Engineering and Naval Architecture, Split, Croatia

Z. Antunovic, M. Kovac

University of Split, Faculty of Science, Split, Croatia

V. Brigljevic, S. Ceci, D. Ferencek, K. Kadija, B. Mesic, M. Roguljic, A. Starodumov⁹, T. Susa

Institute Rudjer Boskovic, Zagreb, Croatia

M.W. Ather, A. Attikis, E. Erodotou, A. Ioannou, M. Kolosova, S. Konstantinou, G. Mavromanolakis, J. Mousa, C. Nicolaou, F. Ptochos, P.A. Razis, H. Rykaczewski, D. Tsiakkouri

University of Cyprus, Nicosia, Cyprus

M. Finger¹⁰, M. Finger Jr.¹⁰, A. Kveton, J. Tomsa

Charles University, Prague, Czech Republic

E. Ayala

Escuela Politecnica Nacional, Quito, Ecuador

E. Carrera Jarrin

Universidad San Francisco de Quito, Quito, Ecuador

M.A. Mahmoud^{11,12}, Y. Mohammed¹¹

Academy of Scientific Research and Technology of the Arab Republic of Egypt, Egyptian Network of High Energy Physics, Cairo, Egypt

S. Bhowmik, A. Carvalho Antunes De Oliveira, R.K. Dewanjee, K. Ehataht, M. Kadastik, M. Raidal, C. Veelken

National Institute of Chemical Physics and Biophysics, Tallinn, Estonia

P. Eerola, L. Forthomme, H. Kirschenmann, K. Osterberg, J. Pekkanen, M. Voutilainen

Department of Physics, University of Helsinki, Helsinki, Finland

F. Garcia, J. Havukainen, J.K. Heikkilä, T. Järvinen, V. Karimäki, R. Kinnunen, T. Lampén, K. Lassila-Perini, S. Laurila, S. Lehti, T. Lindén, P. Luukka, T. Mäenpää, H. Siikonen, E. Tuominen, J. Tuominiemi

Helsinki Institute of Physics, Helsinki, Finland

T. Tuuva

Lappeenranta University of Technology, Lappeenranta, Finland

M. Besancon, F. Couderc, M. Dejardin, D. Denegri, B. Fabbro, J.L. Faure, F. Ferri, S. Ganjour, A. Givernaud, P. Gras, G. Hamel de Monchenault, P. Jarry, C. Leloup, E. Locci, J. Malcles, J. Rander, A. Rosowsky, M.Ö. Sahin, A. Savoy-Navarro¹³, M. Titov

IRFU, CEA, Université Paris-Saclay, Gif-sur-Yvette, France

C. Amendola, F. Beaudette, P. Busson, C. Charlot, B. Diab, R. Granier de Cassagnac, I. Kucher, A. Lobanov, C. Martin Perez, M. Nguyen, C. Ochando, P. Paganini, J. Rembser, R. Salerno, J.B. Sauvan, Y. Sirois, A. Zabi, A. Zghiche

Laboratoire Leprince-Ringuet, CNRS/IN2P3, Ecole Polytechnique, Institut Polytechnique de Paris, France

J.-L. Agram¹⁴, J. Andrea, D. Bloch, G. Bourgatte, J.-M. Brom, E.C. Chabert, C. Collard, E. Conte¹⁴, J.-C. Fontaine¹⁴, D. Gelé, U. Goerlach, M. Jansová, A.-C. Le Bihan, N. Tonon, P. Van Hove

Université de Strasbourg, CNRS, IPHC UMR 7178, Strasbourg, France

S. Gadrat

Centre de Calcul de l'Institut National de Physique Nucleaire et de Physique des Particules, CNRS/IN2P3, Villeurbanne, France

S. Beauceron, C. Bernet, G. Boudoul, C. Camen, N. Chanon, R. Chierici, D. Contardo, P. Depasse, H. El Mamouni, J. Fay, S. Gascon, M. Gouzevitch, B. Ille, Sa. Jain, F. Lagarde, I.B. Laktineh, H. Lattaud, M. Lethuillier, L. Mirabito, S. Perries, V. Sordini, G. Touquet, M. Vander Donckt, S. Viret

Université de Lyon, Université Claude Bernard Lyon 1, CNRS-IN2P3, Institut de Physique Nucléaire de Lyon, Villeurbanne, France

A. Khvedelidze¹⁰

Georgian Technical University, Tbilisi, Georgia

Z. Tsamalaidze¹⁰

Tbilisi State University, Tbilisi, Georgia

C. Autermann, L. Feld, M.K. Kiesel, K. Klein, M. Lipinski, D. Meuser, A. Pauls, M. Preuten, M.P. Rauch, C. Schomakers, J. Schulz, M. Teroerde, B. Wittmer

RWTH Aachen University, I. Physikalisches Institut, Aachen, Germany

A. Albert, M. Erdmann, S. Erdweg, T. Esch, B. Fischer, R. Fischer, S. Ghosh, T. Hebbeker, K. Hoepfner, H. Keller, L. Mastrolorenzo, M. Merschmeyer, A. Meyer, P. Millet, G. Mocellin, S. Mondal, S. Mukherjee, D. Noll, A. Novak, T. Pook, A. Pozdnyakov, T. Quast, M. Radziej, Y. Rath, H. Reithler, M. Rieger, A. Schmidt, S.C. Schuler, A. Sharma, S. Thüer, S. Wiedenbeck

RWTH Aachen University, III. Physikalisches Institut A, Aachen, Germany

G. Flügge, W. Haj Ahmad¹⁵, O. Hlushchenko, T. Kress, T. Müller, A. Nehr Korn, A. Nowack, C. Pistone, O. Pooth, D. Roy, H. Sert, A. Stahl¹⁶

RWTH Aachen University, III. Physikalisches Institut B, Aachen, Germany

M. Aldaya Martin, C. Asawatangtrakuldee, P. Asmuss, I. Babounikau, H. Bakhshiansohi, K. Beernaert, O. Behnke, U. Behrens, A. Bermúdez Martínez, D. Bertsche, A.A. Bin Anuar, K. Borras¹⁷, V. Botta, A. Campbell, A. Cardini, P. Connor, S. Consuegra Rodríguez, C. Contreras-Campana, V. Danilov, A. De Wit, M.M. Defranchis, C. Diez Pardos, D. Domínguez Damiani, G. Eckerlin, D. Eckstein, T. Eichhorn, A. Elwood, E. Eren, E. Gallo¹⁸, A. Geiser, J.M. Grados Luyando, A. Grohsjean, M. Guthoff, M. Haranko, A. Harb, N.Z. Jomhari, H. Jung, A. Kasem¹⁷, M. Kasemann, J. Keaveney, C. Kleinwort, J. Knolle, D. Krücker, W. Lange, T. Lenz, J. Leonard, J. Lidrych, K. Lipka, W. Lohmann¹⁹, R. Mankel, I.-A. Melzer-Pellmann, A.B. Meyer, M. Meyer, M. Missiroli, G. Mittag, J. Mnich, A. Mussgiller, V. Myronenko, D. Pérez Adán, S.K. Pflitsch, D. Pitzl, A. Raspereza, A. Saibel, M. Savitskyi, V. Scheurer, P. Schütze, C. Schwanenberger, R. Shevchenko, A. Singh, H. Tholen, O. Turkot, A. Vagnerini, M. Van De Klundert, G.P. Van Onsem, R. Walsh, Y. Wen, K. Wichmann, C. Wissing, O. Zenaiev, R. Zlebcik

Deutsches Elektronen-Synchrotron, Hamburg, Germany

R. Aggleton, S. Bein, L. Benato, A. Benecke, V. Blobel, T. Dreyer, A. Ebrahimi, A. Fröhlich, C. Garbers, E. Garutti, D. Gonzalez, P. Gunnellini, J. Haller, A. Hinzmann, A. Karavdina, G. Kasieczka, R. Klanner, R. Kogler, N. Kovalchuk, S. Kurz, V. Kutzner, J. Lange, T. Lange, A. Malara, D. Marconi, J. Multhaupt, M. Niedziela, C.E.N. Niemeyer, D. Nowatschin, A. Perieanu, A. Reimers, O. Rieger, C. Scharf, P. Schleper, S. Schumann, J. Schwandt, J. Sonneveld, H. Stadie, G. Steinbrück, F.M. Stober, M. Stöver, B. Vormwald, I. Zoi

University of Hamburg, Hamburg, Germany

M. Akbiyik, C. Barth, M. Baselga, S. Baur, T. Berger, E. Butz, R. Caspart, T. Chwalek, W. De Boer, A. Dierlamm, K. El Morabit, N. Faltermann, M. Giffels, P. Goldenzweig, A. Gottmann, M.A. Harrendorf, F. Hartmann¹⁶, U. Husemann, S. Kudella, S. Mitra, M.U. Mozer, Th. Müller, M. Musich, A. Nürnberg, G. Quast, K. Rabbertz, M. Schröder, I. Shvetsov, H.J. Simonis, R. Ulrich, M. Weber, C. Wöhrmann, R. Wolf

Karlsruher Institut fuer Technologie, Karlsruhe, Germany

G. Anagnostou, P. Asenov, G. Daskalakis, T. Gerasis, A. Kyriakis, D. Loukas, G. Paspalaki

Institute of Nuclear and Particle Physics (INPP), NCSR Demokritos, Aghia Paraskevi, Greece

M. Diamantopoulou, G. Karathanasis, P. Kontaxakis, A. Panagiotou, I. Papavergou, N. Saoulidou, A. Stakia, K. Theofilatos, K. Vellidis

National and Kapodistrian University of Athens, Athens, Greece

G. Bakas, K. Kousouris, I. Papakrivopoulos, G. Tsipolitis

National Technical University of Athens, Athens, Greece

I. Evangelou, C. Foudas, P. Gianneios, P. Katsoulis, P. Kokkas, S. Mallios, K. Manitaras, N. Manthos, I. Papadopoulos, J. Strologas, F.A. Triantis, D. Tsitsonis

University of Ioánnina, Ioánnina, Greece

M. Bartók²⁰, M. Csanad, P. Major, K. Mandal, A. Mehta, M.I. Nagy, G. Pasztor, O. Surányi, G.I. Veres

MTA-ELTE Lendület CMS Particle and Nuclear Physics Group, Eötvös Loránd University, Budapest, Hungary

G. Bencze, C. Hajdu, D. Horvath²¹, F. Sikler, T.Á. Vámi, V. Veszpremi, G. Vesztergombi[†]

Wigner Research Centre for Physics, Budapest, Hungary

N. Beni, S. Czellar, J. Karancsi²⁰, A. Makovec, J. Molnar, Z. Szillasi

Institute of Nuclear Research ATOMKI, Debrecen, Hungary

P. Raics, D. Teyssier, Z.L. Trocsanyi, B. Ujvari

Institute of Physics, University of Debrecen, Debrecen, Hungary

T.F. Csorgo, W.J. Metzger, F. Nemes, T. Novak

Eszterhazy Karoly University, Karoly Robert Campus, Gyongyos, Hungary

S. Choudhury, J.R. Komaragiri, P.C. Tiwari

Indian Institute of Science (IISc), Bangalore, India

S. Bahinipati²³, C. Kar, G. Kole, P. Mal, V.K. Muraleedharan Nair Bindhu, A. Nayak²⁴, S. Roy Chowdhury, D.K. Sahoo²³, S.K. Swain

National Institute of Science Education and Research, HBNI, Bhubaneswar, India

S. Bansal, S.B. Beri, V. Bhatnagar, S. Chauhan, R. Chawla, N. Dhingra, R. Gupta, A. Kaur, M. Kaur, S. Kaur, P. Kumari, M. Lohan, M. Meena, K. Sandeep, S. Sharma, J.B. Singh, A.K. Virdi

Panjab University, Chandigarh, India

A. Bhardwaj, B.C. Choudhary, R.B. Garg, M. Gola, S. Keshri, Ashok Kumar, S. Malhotra, M. Naimuddin, P. Priyanka, K. Ranjan, Aashaq Shah, R. Sharma

University of Delhi, Delhi, India

R. Bhardwaj²⁵, M. Bharti²⁵, R. Bhattacharya, S. Bhattacharya, U. Bhawandeep²⁵, D. Bhowmik, S. Dey, S. Dutta, S. Ghosh, M. Maity²⁶, K. Mondal, S. Nandan, A. Purohit, P.K. Rout, A. Roy, G. Saha, S. Sarkar, T. Sarkar²⁶, M. Sharan, B. Singh²⁵, S. Thakur²⁵

Saha Institute of Nuclear Physics, HBNI, Kolkata, India

P.K. Behera, P. Kalbhor, A. Muhammad, P.R. Pujahari, A. Sharma, A.K. Sikdar

Indian Institute of Technology Madras, Madras, India

R. Chudasama, D. Dutta, V. Jha, V. Kumar, D.K. Mishra, P.K. Netrakanti, L.M. Pant, P. Shukla

Bhabha Atomic Research Centre, Mumbai, India

T. Aziz, M.A. Bhat, S. Dugad, G.B. Mohanty, N. Sur, RavindraKumar Verma

Tata Institute of Fundamental Research-A, Mumbai, India

S. Banerjee, S. Bhattacharya, S. Chatterjee, P. Das, M. Guchait, S. Karmakar, S. Kumar, G. Majumder, K. Mazumdar, S. Sawant

Tata Institute of Fundamental Research-B, Mumbai, India

S. Chauhan, S. Dube, V. Hegde, A. Kapoor, K. Kothekar, S. Pandey, A. Rane, A. Rastogi, S. Sharma

Indian Institute of Science Education and Research (IISER), Pune, India

S. Chenarani²⁷, E. Eskandari Tadavani, S.M. Etesami²⁷, M. Khakzad, M. Mohammadi Najafabadi, M. Naseri, F. Rezaei Hosseinabadi

Institute for Research in Fundamental Sciences (IPM), Tehran, Iran

M. Felcini, M. Grunewald

University College Dublin, Dublin, Ireland

M. Abbrescia^{a,b}, C. Calabria^{a,b}, A. Colaleo^a, D. Creanza^{a,c}, L. Cristella^{a,b}, N. De Filippis^{a,c}, M. De Palma^{a,b}, A. Di Florio^{a,b}, L. Fiore^a, A. Gelmi^{a,b}, G. Iaselli^{a,c}, M. Ince^{a,b}, S. Lezki^{a,b}, G. Maggi^{a,c}, M. Maggi^a, G. Miniello^{a,b}, S. My^{a,b}, S. Nuzzo^{a,b}, A. Pompili^{a,b}, G. Pugliese^{a,c}, R. Radogna^a, A. Ranieri^a, G. Selvaggi^{a,b}, L. Silvestris^a, R. Venditti^a, P. Verwilligen^a

^a INFN Sezione di Bari, Bari, Italy

^b Università di Bari, Bari, Italy

^c Politecnico di Bari, Bari, Italy

G. Abbiendi ^a, C. Battilana ^{a,b}, D. Bonacorsi ^{a,b}, L. Borgonovi ^{a,b}, S. Braibant-Giacomelli ^{a,b}, R. Campanini ^{a,b}, P. Capiluppi ^{a,b}, A. Castro ^{a,b}, F.R. Cavallo ^a, C. Ciocca ^a, G. Codispoti ^{a,b}, M. Cuffiani ^{a,b}, G.M. Dallavalle ^a, F. Fabbri ^a, A. Fanfani ^{a,b}, E. Fontanesi, P. Giacomelli ^a, C. Grandi ^a, L. Guiducci ^{a,b}, F. Iemmi ^{a,b}, S. Lo Meo ^{a,28}, S. Marcellini ^a, G. Masetti ^a, F.L. Navarria ^{a,b}, A. Perrotta ^a, F. Primavera ^{a,b}, A.M. Rossi ^{a,b}, T. Rovelli ^{a,b}, G.P. Siroli ^{a,b}, N. Tosi ^a

^a INFN Sezione di Bologna, Bologna, Italy

^b Università di Bologna, Bologna, Italy

S. Albergo ^{a,b,29}, S. Costa ^{a,b}, A. Di Mattia ^a, R. Potenza ^{a,b}, A. Tricomi ^{a,b,29}, C. Tuve ^{a,b}

^a INFN Sezione di Catania, Catania, Italy

^b Università di Catania, Catania, Italy

G. Barbagli ^a, R. Ceccarelli, K. Chatterjee ^{a,b}, V. Ciulli ^{a,b}, C. Civinini ^a, R. D'Alessandro ^{a,b}, E. Focardi ^{a,b}, G. Latino, P. Lenzi ^{a,b}, M. Meschini ^a, S. Paoletti ^a, L. Russo ^{a,30}, G. Sguazzoni ^a, D. Strom ^a, L. Viliani ^a

^a INFN Sezione di Firenze, Firenze, Italy

^b Università di Firenze, Firenze, Italy

L. Benussi, S. Bianco, D. Piccolo

INFN Laboratori Nazionali di Frascati, Frascati, Italy

M. Bozzo ^{a,b}, F. Ferro ^a, R. Mulargia ^{a,b}, E. Robutti ^a, S. Tosi ^{a,b}

^a INFN Sezione di Genova, Genova, Italy

^b Università di Genova, Genova, Italy

A. Benaglia ^a, A. Beschi ^{a,b}, F. Brivio ^{a,b}, V. Ciriolo ^{a,b,16}, S. Di Guida ^{a,b,16}, M.E. Dinardo ^{a,b}, P. Dini ^a, S. Fiorendi ^{a,b}, S. Gennai ^a, A. Ghezzi ^{a,b}, P. Govoni ^{a,b}, L. Guzzi ^{a,b}, M. Malberti ^a, S. Malvezzi ^a, D. Menasce ^a, F. Monti ^{a,b}, L. Moroni ^a, G. Ortona ^{a,b}, M. Paganoni ^{a,b}, D. Pedrini ^a, S. Ragazzi ^{a,b}, T. Tabarelli de Fatis ^{a,b}, D. Zuolo ^{a,b}

^a INFN Sezione di Milano-Bicocca, Milano, Italy

^b Università di Milano-Bicocca, Milano, Italy

S. Buontempo ^a, N. Cavallo ^{a,c}, A. De Iorio ^{a,b}, A. Di Crescenzo ^{a,b}, F. Fabozzi ^{a,c}, F. Fienga ^a, G. Galati ^a, A.O.M. Iorio ^{a,b}, L. Lista ^{a,b}, S. Meola ^{a,d,16}, P. Paolucci ^{a,16}, B. Rossi ^a, C. Sciacca ^{a,b}, E. Voevodina ^{a,b}

^a INFN Sezione di Napoli, Napoli, Italy

^b Università di Napoli 'Federico II', Napoli, Italy

^c Università della Basilicata, Potenza, Italy

^d Università G. Marconi, Roma, Italy

P. Azzi ^a, N. Bacchetta ^a, D. Bisello ^{a,b}, A. Boletti ^{a,b}, A. Bragagnolo, R. Carlin ^{a,b}, P. Checchia ^a, P. De Castro Manzano ^a, T. Dorigo ^a, U. Dosselli ^a, F. Gasparini ^{a,b}, U. Gasparini ^{a,b}, A. Gozzelino ^a, S.Y. Hoh, P. Lujan, M. Margoni ^{a,b}, A.T. Meneguzzo ^{a,b}, J. Pazzini ^{a,b}, M. Presilla ^b, P. Ronchese ^{a,b}, R. Rossin ^{a,b}, F. Simonetto ^{a,b}, A. Tiko, M. Tosi ^{a,b}, M. Zanetti ^{a,b}, P. Zotto ^{a,b}, G. Zumerle ^{a,b}

^a INFN Sezione di Padova, Padova, Italy

^b Università di Padova, Padova, Italy

^c Università di Trento, Trento, Italy

A. Braghieri ^a, P. Montagna ^{a,b}, S.P. Ratti ^{a,b}, V. Re ^a, M. Ressegotti ^{a,b}, C. Riccardi ^{a,b}, P. Salvini ^a, I. Vai ^{a,b}, P. Vitulo ^{a,b}

^a INFN Sezione di Pavia, Pavia, Italy

^b Università di Pavia, Pavia, Italy

M. Biasini ^{a,b}, G.M. Bilei ^a, C. Cecchi ^{a,b}, D. Ciangottini ^{a,b}, L. Fanò ^{a,b}, P. Lariccia ^{a,b}, R. Leonardi ^{a,b}, E. Manoni ^a, G. Mantovani ^{a,b}, V. Mariani ^{a,b}, M. Menichelli ^a, A. Rossi ^{a,b}, A. Santocchia ^{a,b}, D. Spiga ^a

^a INFN Sezione di Perugia, Perugia, Italy

^b Università di Perugia, Perugia, Italy

K. Androsov^a, P. Azzurri^a, G. Bagliesi^a, V. Bertacchi^{a,c}, L. Bianchini^a, T. Boccali^a, R. Castaldi^a, M.A. Ciocci^{a,b}, R. Dell'Orso^a, G. Fedi^a, F. Fiori^{a,c}, L. Giannini^{a,c}, A. Giassi^a, M.T. Grippo^a, F. Ligabue^{a,c}, E. Manca^{a,c}, G. Mandorli^{a,c}, A. Messineo^{a,b}, F. Palla^a, A. Rizzi^{a,b}, G. Rolandi³¹, A. Scribano^a, P. Spagnolo^a, R. Tenchini^a, G. Tonelli^{a,b}, N. Turini, A. Venturi^a, P.G. Verdini^a

^a INFN Sezione di Pisa, Pisa, Italy

^b Università di Pisa, Pisa, Italy

^c Scuola Normale Superiore di Pisa, Pisa, Italy

F. Cavallari^a, M. Cipriani^{a,b}, D. Del Re^{a,b}, E. Di Marco^{a,b}, M. Diemoz^a, E. Longo^{a,b}, B. Marzocchi^{a,b}, P. Meridiani^a, G. Organtini^{a,b}, F. Pandolfi^a, R. Paramatti^{a,b}, C. Quaranta^{a,b}, S. Rahatlou^{a,b}, C. Rovelli^a, F. Santanastasio^{a,b}, L. Soffi^{a,b}

^a INFN Sezione di Roma, Rome, Italy

^b Sapienza Università di Roma, Rome, Italy

N. Amapane^{a,b}, R. Arcidiacono^{a,c}, S. Argiro^{a,b}, M. Arneodo^{a,c}, N. Bartosik^a, R. Bellan^{a,b}, C. Biino^a, A. Cappati^{a,b}, N. Cartiglia^a, S. Cometti^a, M. Costa^{a,b}, R. Covarelli^{a,b}, N. Demaria^a, B. Kiani^{a,b}, C. Mariotti^a, S. Maselli^a, E. Migliore^{a,b}, V. Monaco^{a,b}, E. Monteil^{a,b}, M. Monteno^a, M.M. Obertino^{a,b}, L. Pacher^{a,b}, N. Pastrone^a, M. Pelliccioni^a, G.L. Pinna Angioni^{a,b}, A. Romero^{a,b}, M. Ruspa^{a,c}, R. Sacchi^{a,b}, R. Salvatico^{a,b}, K. Shchelina^{a,b}, V. Sola^a, A. Solano^{a,b}, D. Soldi^{a,b}, A. Staiano^a

^a INFN Sezione di Torino, Torino, Italy

^b Università di Torino, Torino, Italy

^c Università del Piemonte Orientale, Novara, Italy

S. Belforte^a, V. Candelise^{a,b}, M. Casarsa^a, F. Cossutti^a, A. Da Rold^{a,b}, G. Della Ricca^{a,b}, F. Vazzoler^{a,b}, A. Zanetti^a

^a INFN Sezione di Trieste, Trieste, Italy

^b Università di Trieste, Trieste, Italy

B. Kim, D.H. Kim, G.N. Kim, M.S. Kim, J. Lee, S.W. Lee, C.S. Moon, Y.D. Oh, S.I. Pak, S. Sekmen, D.C. Son, Y.C. Yang

Kyungpook National University, Daegu, Republic of Korea

H. Kim, D.H. Moon, G. Oh

Chonnam National University, Institute for Universe and Elementary Particles, Kwangju, Republic of Korea

B. Francois, T.J. Kim, J. Park

Hanyang University, Seoul, Republic of Korea

S. Cho, S. Choi, Y. Go, D. Gyun, S. Ha, B. Hong, K. Lee, K.S. Lee, J. Lim, J. Park, S.K. Park, Y. Roh

Korea University, Seoul, Republic of Korea

J. Goh

Kyung Hee University, Department of Physics, Republic of Korea

H.S. Kim

Sejong University, Seoul, Republic of Korea

J. Almond, J.H. Bhyun, J. Choi, S. Jeon, J. Kim, J.S. Kim, H. Lee, K. Lee, S. Lee, K. Nam, S.B. Oh, B.C. Radburn-Smith, S.h. Seo, U.K. Yang, H.D. Yoo, I. Yoon, G.B. Yu

Seoul National University, Seoul, Republic of Korea

D. Jeon, H. Kim, J.H. Kim, J.S.H. Lee, I.C. Park, I. Watson

University of Seoul, Seoul, Republic of Korea

Y. Choi, C. Hwang, Y. Jeong, J. Lee, Y. Lee, I. Yu

Sungkyunkwan University, Suwon, Republic of Korea

V. Veckalns³²

Riga Technical University, Riga, Latvia

V. Dudenas, A. Juodagalvis, J. Vaitkus

Vilnius University, Vilnius, Lithuania

Z.A. Ibrahim, F. Mohamad Idris³³, W.A.T. Wan Abdullah, M.N. Yusli, Z. Zolkapli

National Centre for Particle Physics, Universiti Malaya, Kuala Lumpur, Malaysia

J.F. Benitez, A. Castaneda Hernandez, J.A. Murillo Quijada, L. Valencia Palomo

Universidad de Sonora (UNISON), Hermosillo, Mexico

H. Castilla-Valdez, E. De La Cruz-Burelo, I. Heredia-De La Cruz³⁴, R. Lopez-Fernandez, A. Sanchez-Hernandez

Centro de Investigacion y de Estudios Avanzados del IPN, Mexico City, Mexico

S. Carrillo Moreno, C. Oropeza Barrera, M. Ramirez-Garcia, F. Vazquez Valencia

Universidad Iberoamericana, Mexico City, Mexico

J. Eysermans, I. Pedraza, H.A. Salazar Ibarguen, C. Uribe Estrada

Benemerita Universidad Autonoma de Puebla, Puebla, Mexico

A. Morelos Pineda

Universidad Autónoma de San Luis Potosí, San Luis Potosí, Mexico

N. Raicevic

University of Montenegro, Podgorica, Montenegro

D. Krofcheck

University of Auckland, Auckland, New Zealand

S. Bheesette, P.H. Butler

University of Canterbury, Christchurch, New Zealand

A. Ahmad, M. Ahmad, Q. Hassan, H.R. Hoorani, W.A. Khan, M.A. Shah, M. Shoaib, M. Waqas

National Centre for Physics, Quaid-I-Azam University, Islamabad, Pakistan

V. Avati, L. Grzanka, M. Malawski

AGH University of Science and Technology Faculty of Computer Science, Electronics and Telecommunications, Krakow, Poland

H. Bialkowska, M. Bluj, B. Boimska, M. Górski, M. Kazana, M. Szleper, P. Zalewski

National Centre for Nuclear Research, Swierk, Poland

K. Bunkowski, A. Byszuk³⁵, K. Doroba, A. Kalinowski, M. Konecki, J. Krolikowski, M. Misiura, M. Olszewski, A. Pyskir, M. Walczak

Institute of Experimental Physics, Faculty of Physics, University of Warsaw, Warsaw, Poland

M. Araujo, P. Bargassa, D. Bastos, A. Di Francesco, P. Faccioli, B. Galinhas, M. Gallinaro, J. Hollar, N. Leonardo, J. Seixas, G. Strong, O. Toldaiev, J. Varela

Laboratório de Instrumentação e Física Experimental de Partículas, Lisboa, Portugal

M. Gavrilenko, A. Golunov, I. Golutvin, N. Gorbounov, A. Kamenev, V. Karjavine, V. Korenkov, G. Kozlov, A. Lanev, A. Malakhov, V. Matveev^{36,37}, P. Moiseenz, V. Palichik, V. Perelygin, S. Shmatov, S. Shulha, N. Voytishin, B.S. Yuldashev³⁸, A. Zarubin, V. Zhiltsov

Joint Institute for Nuclear Research, Dubna, Russia

L. Chtchipounov, V. Golovtsov, Y. Ivanov, V. Kim³⁹, E. Kuznetsova⁴⁰, P. Levchenko, V. Murzin, V. Oreshkin, I. Smirnov, D. Sosnov, V. Sulimov, L. Uvarov, A. Vorobyev

Petersburg Nuclear Physics Institute, Gatchina (St. Petersburg), Russia

Yu. Andreev, A. Dermenev, S. Gninenko, N. Golubev, A. Karneyeu, M. Kirsanov, N. Krasnikov, A. Pashenkov, D. Tlisov, A. Toropin

Institute for Nuclear Research, Moscow, Russia

V. Epshteyn, V. Gavrilo, N. Lychkovskaya, A. Nikitenko⁴¹, V. Popov, I. Pozdnyakov, G. Safronov, A. Spiridonov, A. Stepenov, M. Toms, E. Vlasov, A. Zhokin

Institute for Theoretical and Experimental Physics named by A.I. Alikhanov of NRC 'Kurchatov Institute', Moscow, Russia

T. Aushev

Moscow Institute of Physics and Technology, Moscow, Russia

R. Chistov⁴², M. Danilov⁴², S. Polikarpov⁴², E. Tarkovskii

National Research Nuclear University 'Moscow Engineering Physics Institute' (MEPhI), Moscow, Russia

V. Andreev, M. Azarkin, I. Dremin³⁷, M. Kirakosyan, A. Terkulov

P.N. Lebedev Physical Institute, Moscow, Russia

A. Belyaev, E. Boos, A. Demiyanov, A. Ershov, A. Gribushin, O. Kodolova, V. Korotkikh, I. Lokhtin, S. Obraztsov, S. Petrushanko, V. Savrin, A. Snigirev, I. Vardanyan

Skobeltsyn Institute of Nuclear Physics, Lomonosov Moscow State University, Moscow, Russia

A. Barnyakov⁴³, V. Blinov⁴³, T. Dimova⁴³, L. Kardapoltsev⁴³, Y. Skovpen⁴³

Novosibirsk State University (NSU), Novosibirsk, Russia

I. Azhgirey, I. Bayshev, S. Bitioukov, V. Kachanov, D. Konstantinov, P. Mandrik, V. Petrov, R. Ryutin, S. Slabospitskii, A. Sobol, S. Troshin, N. Tyurin, A. Uzunian, A. Volkov

Institute for High Energy Physics of National Research Centre 'Kurchatov Institute', Protvino, Russia

A. Babaev, A. Iuzhakov, V. Okhotnikov

National Research Tomsk Polytechnic University, Tomsk, Russia

V. Borchsh, V. Ivanchenko, E. Tcherniaev

Tomsk State University, Tomsk, Russia

P. Adzic⁴⁴, P. Cirkovic, D. Devetak, M. Dordevic, P. Milenovic, J. Milosevic, M. Stojanovic

University of Belgrade: Faculty of Physics and VINCA Institute of Nuclear Sciences, Serbia

M. Aguilar-Benitez, J. Alcaraz Maestre, A. Álvarez Fernández, I. Bachiller, M. Barrio Luna, J.A. Brochero Cifuentes, C.A. Carrillo Montoya, M. Cepeda, M. Cerrada, N. Colino, B. De La Cruz, A. Delgado Peris, C. Fernandez Bedoya, J.P. Fernández Ramos, J. Flix, M.C. Fouz, O. Gonzalez Lopez,

S. Goy Lopez, J.M. Hernandez, M.I. Josa, D. Moran, \tilde{A} . Navarro Tobar, A. Pérez-Calero Yzquierdo, J. Puerta Pelayo, I. Redondo, L. Romero, S. Sánchez Navas, M.S. Soares, A. Triossi, C. Willmott

Centro de Investigaciones Energéticas Medioambientales y Tecnológicas (CIEMAT), Madrid, Spain

C. Albajar, J.F. de Trocóniz

Universidad Autónoma de Madrid, Madrid, Spain

B. Alvarez Gonzalez, J. Cuevas, C. Erice, J. Fernandez Menendez, S. Folgueras, I. Gonzalez Caballero, J.R. González Fernández, E. Palencia Cortezon, V. Rodríguez Bouza, S. Sanchez Cruz

Universidad de Oviedo, Instituto Universitario de Ciencias y Tecnologías Espaciales de Asturias (ICTEA), Oviedo, Spain

I.J. Cabrillo, A. Calderon, B. Chazin Quero, J. Duarte Campderros, M. Fernandez, P.J. Fernández Manteca, A. García Alonso, G. Gomez, C. Martinez Rivero, P. Martinez Ruiz del Arbol, F. Matorras, J. Piedra Gomez, C. Prieels, T. Rodrigo, A. Ruiz-Jimeno, L. Scodellaro, N. Trevisani, I. Vila, J.M. Vizan Garcia

Instituto de Física de Cantabria (IFCA), CSIC-Universidad de Cantabria, Santander, Spain

K. Malagalage

University of Colombo, Colombo, Sri Lanka

W.G.D. Dharmaratna, N. Wickramage

University of Ruhuna, Department of Physics, Matara, Sri Lanka

D. Abbaneo, B. Akgun, E. Auffray, G. Auzinger, J. Baechler, P. Baillon, A.H. Ball, D. Barney, J. Bendavid, M. Bianco, A. Bocci, E. Bossini, C. Botta, E. Brondolin, T. Camporesi, A. Caratelli, G. Cerminara, E. Chapon, G. Cucciati, D. d'Enterria, A. Dabrowski, N. Daci, V. Daponte, A. David, A. De Roeck, N. Deelen, M. Deile, M. Dobson, M. Dünser, N. Dupont, A. Elliott-Peisert, F. Fallavollita⁴⁵, D. Fasanella, G. Franzoni, J. Fulcher, W. Funk, S. Giani, D. Gigi, A. Gilbert, K. Gill, F. Glege, M. Gruchala, M. Guilbaud, D. Gulhan, J. Hegeman, C. Heidegger, Y. Iiyama, V. Innocente, A. Jafari, P. Janot, O. Karacheban¹⁹, J. Kaspar, J. Kieseler, M. Krammer¹, C. Lange, P. Lecoq, C. Lourenço, L. Malgeri, M. Mannelli, A. Massironi, F. Meijers, J.A. Merlin, S. Mersi, E. Meschi, F. Moortgat, M. Mulders, J. Ngadiuba, S. Nourbakhsh, S. Orfanelli, L. Orsini, F. Pantaleo¹⁶, L. Pape, E. Perez, M. Peruzzi, A. Petrilli, G. Petrucciani, A. Pfeiffer, M. Pierini, F.M. Pitters, M. Quinto, D. Rabady, A. Racz, M. Rovere, H. Sakulin, C. Schäfer, C. Schwick, M. Selvaggi, A. Sharma, P. Silva, W. Snoeys, P. Sphicas⁴⁶, J. Steggemann, V.R. Tavolaro, D. Treille, A. Tsiros, A. Vartak, M. Verzetti, W.D. Zeuner

CERN, European Organization for Nuclear Research, Geneva, Switzerland

L. Caminada⁴⁷, K. Deiters, W. Erdmann, R. Horisberger, Q. Ingram, H.C. Kaestli, D. Kotlinski, U. Langenegger, T. Rohe, S.A. Wiederkehr

Paul Scherrer Institut, Villigen, Switzerland

M. Backhaus, P. Berger, N. Chernyavskaya, G. Dissertori, M. Dittmar, M. Donegà, C. Dorfer, T.A. Gómez Espinosa, C. Grab, D. Hits, T. Klijnsma, W. Luster, R.A. Manzoni, M. Marionneau, M.T. Meinhard, F. Micheli, P. Musella, F. Nessi-Tedaldi, F. Pauss, G. Perrin, L. Perrozzi, S. Pigazzini, M. Reichmann, C. Reissel, T. Reitenspiess, D. Ruini, D.A. Sanz Becerra, M. Schönenberger, L. Shchutka, M.L. Vesterbacka Olsson, R. Wallny, D.H. Zhu

ETH Zurich – Institute for Particle Physics and Astrophysics (IPA), Zurich, Switzerland

T.K. Aarrestad, C. AMSler⁴⁸, D. Brzhechko, M.F. Canelli, A. De Cosa, R. Del Burgo, S. Donato, C. Galloni, B. Kilminster, S. Leontsinis, V.M. Mikuni, I. Neutelings, G. Rauco, P. Robmann, D. Salerno, K. Schweiger, C. Seitz, Y. Takahashi, S. Wertz, A. Zucchetta

Universität Zürich, Zurich, Switzerland

T.H. Doan, C.M. Kuo, W. Lin, S.S. Yu

National Central University, Chung-Li, Taiwan

P. Chang, Y. Chao, K.F. Chen, P.H. Chen, W.-S. Hou, Y.y. Li, R.-S. Lu, E. Paganis, A. Psallidas, A. Steen

National Taiwan University (NTU), Taipei, Taiwan

B. Asavapibhop, N. Srimanobhas, N. Suwonjandee

Chulalongkorn University, Faculty of Science, Department of Physics, Bangkok, Thailand

A. Bat, F. Boran, S. Cerci⁴⁹, S. Damarseckin⁵⁰, Z.S. Demiroglu, F. Dolek, C. Dozen, I. Dumanoglu, G. Gokbulut, Y. Guler, I. Hos⁵¹, C. Isik, E.E. Kangal⁵², O. Kara, A. Kayis Topaksu, U. Kiminsu, M. Oglakci, G. Onengut, K. Ozdemir⁵³, S. Ozturk⁵⁴, A. Polatoz, A.E. Simsek, B. Tali⁴⁹, U.G. Tok, S. Turkcapar, I.S. Zorbakir, C. Zorbilmez

Çukurova University, Physics Department, Science and Art Faculty, Adana, Turkey

B. Isildak⁵⁵, G. Karapinar⁵⁶, M. Yalvac

Middle East Technical University, Physics Department, Ankara, Turkey

I.O. Atakisi, E. Gülmez, M. Kaya⁵⁷, O. Kaya⁵⁸, B. Kaynak, Ö. Özçelik, S. Ozkorucuklu⁵⁹, S. Tekten, E.A. Yetkin⁶⁰

Bogazici University, Istanbul, Turkey

A. Cakir, K. Cankocak, Y. Komurcu, S. Sen⁶¹

Istanbul Technical University, Istanbul, Turkey

B. Grynyov

Institute for Scintillation Materials of National Academy of Science of Ukraine, Kharkov, Ukraine

L. Levchuk

National Scientific Center, Kharkov Institute of Physics and Technology, Kharkov, Ukraine

F. Ball, E. Bhal, S. Bologna, J.J. Brooke, D. Burns, E. Clement, D. Cussans, O. Davignon, H. Flacher, J. Goldstein, G.P. Heath, H.F. Heath, L. Kreczko, S. Paramesvaran, B. Penning, T. Sakuma, S. Seif El Nasr-Storey, D. Smith, V.J. Smith, J. Taylor, A. Titterton

University of Bristol, Bristol, United Kingdom

K.W. Bell, A. Belyaev⁶², C. Brew, R.M. Brown, D. Cieri, D.J.A. Cockerill, J.A. Coughlan, K. Harder, S. Harper, J. Linacre, K. Manolopoulos, D.M. Newbold, E. Olaiya, D. Petyt, T. Reis, T. Schuh, C.H. Shepherd-Themistocleous, A. Thea, I.R. Tomalin, T. Williams, W.J. Womersley

Rutherford Appleton Laboratory, Didcot, United Kingdom

R. Bainbridge, P. Bloch, J. Borg, S. Breeze, O. Buchmuller, A. Bundock, C.H.A.H.A.L. GurpreetSingh⁶³, D. Colling, P. Dauncey, G. Davies, M. Della Negra, R. Di Maria, P. Everaerts, G. Hall, G. Iles, T. James, M. Komm, C. Laner, L. Lyons, A.-M. Magnan, S. Malik, A. Martelli, V. Milosevic, J. Nash⁶⁴, V. Palladino, M. Pesaresi, D.M. Raymond, A. Richards, A. Rose, E. Scott, C. Seez, A. Shtipliyski, M. Stoye, T. Strebler, S. Summers, A. Tapper, K. Uchida, T. Virdee¹⁶, N. Wardle, D. Winterbottom, J. Wright, A.G. Zecchinelli, S.C. Zenz

Imperial College, London, United Kingdom

J.E. Cole, P.R. Hobson, A. Khan, P. Kyberd, C.K. Mackay, A. Morton, I.D. Reid, L. Teodorescu, S. Zahid

Brunel University, Uxbridge, United Kingdom

K. Call, J. Dittmann, K. Hatakeyama, C. Madrid, B. McMaster, N. Pastika, C. Smith

Baylor University, Waco, USA

R. Bartek, A. Dominguez, R. Uniyal

Catholic University of America, Washington, DC, USA

A. Buccilli, S.I. Cooper, C. Henderson, P. Rumerio, C. West

The University of Alabama, Tuscaloosa, USA

D. Arcaro, T. Bose, Z. Demiragli, D. Gastler, S. Girgis, D. Pinna, C. Richardson, J. Rohlf, D. Sperka, I. Suarez, L. Sulak, D. Zou

Boston University, Boston, USA

G. Benelli, B. Burkle, X. Coubez, D. Cutts, M. Hadley, J. Hakala, U. Heintz, J.M. Hogan⁶⁵, K.H.M. Kwok, E. Laird, G. Landsberg, J. Lee, Z. Mao, M. Narain, S. Sagir⁶⁶, R. Syarif, E. Usai, D. Yu

Brown University, Providence, USA

R. Band, C. Brainerd, R. Breedon, M. Calderon De La Barca Sanchez, M. Chertok, J. Conway, R. Conway, P.T. Cox, R. Erbacher, C. Flores, G. Funk, F. Jensen, W. Ko, O. Kukral, R. Lander, M. Mulhearn, D. Pellett, J. Pilot, M. Shi, D. Stolp, D. Taylor, K. Tos, M. Tripathi, Z. Wang, F. Zhang

University of California, Davis, Davis, USA

M. Bachtis, C. Bravo, R. Cousins, A. Dasgupta, A. Florent, J. Hauser, M. Ignatenko, N. Mccoll, S. Regnard, D. Saltzberg, C. Schnaible, V. Valuev

University of California, Los Angeles, USA

K. Burt, R. Clare, J.W. Gary, S.M.A. Ghiasi Shirazi, G. Hanson, G. Karapostoli, E. Kennedy, O.R. Long, M. Olmedo Negrete, M.I. Paneva, W. Si, L. Wang, H. Wei, S. Wimpenny, B.R. Yates, Y. Zhang

University of California, Riverside, Riverside, USA

J.G. Branson, P. Chang, S. Cittolin, M. Derdzinski, R. Gerosa, D. Gilbert, B. Hashemi, D. Klein, V. Krutelyov, J. Letts, M. Masciovecchio, S. May, S. Padhi, M. Pieri, V. Sharma, M. Tadel, F. Würthwein, A. Yagil, G. Zevi Della Porta

University of California, San Diego, La Jolla, USA

N. Amin, R. Bhandari, C. Campagnari, M. Citron, V. Dutta, M. Franco Sevilla, L. Gouskos, J. Incandela, B. Marsh, H. Mei, A. Ovcharova, H. Qu, J. Richman, U. Sarica, D. Stuart, S. Wang, J. Yoo

University of California, Santa Barbara – Department of Physics, Santa Barbara, USA

D. Anderson, A. Bornheim, J.M. Lawhorn, N. Lu, H.B. Newman, T.Q. Nguyen, J. Pata, M. Spiropulu, J.R. Vlimant, S. Xie, Z. Zhang, R.Y. Zhu

California Institute of Technology, Pasadena, USA

M.B. Andrews, T. Ferguson, T. Mudholkar, M. Paulini, M. Sun, I. Vorobiev, M. Weinberg

Carnegie Mellon University, Pittsburgh, USA

J.P. Cumalat, W.T. Ford, A. Johnson, E. MacDonald, T. Mulholland, R. Patel, A. Perloff, K. Stenson, K.A. Ulmer, S.R. Wagner

University of Colorado Boulder, Boulder, USA

J. Alexander, J. Chaves, Y. Cheng, J. Chu, A. Datta, A. Frankenthal, K. Mcdermott, N. Mirman, J.R. Patterson, D. Quach, A. Rinkevicius⁶⁷, A. Ryd, S.M. Tan, Z. Tao, J. Thom, P. Wittich, M. Zientek

Cornell University, Ithaca, USA

S. Abdullin, M. Albrow, M. Alyari, G. Apollinari, A. Apresyan, A. Apyan, S. Banerjee, L.A.T. Bauerdick, A. Beretvas, J. Berryhill, P.C. Bhat, K. Burkett, J.N. Butler, A. Canepa, G.B. Cerati, H.W.K. Cheung, F. Chlebana, M. Cremonesi, J. Duarte, V.D. Elvira, J. Freeman, Z. Gecse, E. Gottschalk, L. Gray, D. Green, S. Grünendahl, O. Gutsche, Hall AllisonReinsvold, J. Hanlon, R.M. Harris, S. Hasegawa, R. Heller, J. Hirschauer, B. Jayatilaka, S. Jindariani, M. Johnson, U. Joshi, B. Klima, M.J. Kortelainen, B. Kreis, S. Lammel, J. Lewis, D. Lincoln, R. Lipton, M. Liu, T. Liu, J. Lykken, K. Maeshima, J.M. Marraffino, D. Mason, P. McBride, P. Merkel, S. Mrenna, S. Nahn, V. O'Dell, V. Papadimitriou, K. Pedro, C. Pena, G. Rakness, F. Ravera, L. Ristori, B. Schneider, E. Sexton-Kennedy, N. Smith, A. Soha, W.J. Spalding, L. Spiegel, S. Stoynev, J. Strait, N. Strobbe, L. Taylor, S. Tkaczyk, N.V. Tran, L. Uplegger, E.W. Vaandering, C. Vernieri, M. Verzocchi, R. Vidal, M. Wang, H.A. Weber

Fermi National Accelerator Laboratory, Batavia, USA

D. Acosta, P. Avery, P. Bortignon, D. Bourilkov, A. Brinkerhoff, L. Cadamuro, A. Carnes, V. Cherepanov, D. Curry, F. Errico, R.D. Field, S.V. Gleyzer, B.M. Joshi, M. Kim, J. Konigsberg, A. Korytov, K.H. Lo, P. Ma, K. Matchev, N. Menendez, G. Mitselmakher, D. Rosenzweig, K. Shi, J. Wang, S. Wang, X. Zuo

University of Florida, Gainesville, USA

Y.R. Joshi

Florida International University, Miami, USA

T. Adams, A. Askew, S. Hagopian, V. Hagopian, K.F. Johnson, R. Khurana, T. Kolberg, G. Martinez, T. Perry, H. Prosper, C. Schiber, R. Yohay, J. Zhang

Florida State University, Tallahassee, USA

M.M. Baarmand, V. Bhopatkar, M. Hohlmann, D. Noonan, M. Rahmani, M. Saunders, F. Yumiceva

Florida Institute of Technology, Melbourne, USA

M.R. Adams, L. Apanasevich, D. Berry, R.R. Betts, R. Cavanaugh, X. Chen, S. Dittmer, O. Evdokimov, C.E. Gerber, D.A. Hangal, D.J. Hofman, K. Jung, C. Mills, T. Roy, M.B. Tonjes, N. Varelas, H. Wang, X. Wang, Z. Wu

University of Illinois at Chicago (UIC), Chicago, USA

M. Alhusseini, B. Bilki⁶⁸, W. Clarida, K. Dilsiz⁶⁹, S. Durgut, R.P. Gandrajula, M. Haytmyradov, V. Khristenko, O.K. Köseyan, J.-P. Merlo, A. Mestvirishvili⁷⁰, A. Moeller, J. Nachtman, H. Ogul⁷¹, Y. Onel, F. Ozok⁷², A. Penzo, C. Snyder, E. Tiras, J. Wetzel

The University of Iowa, Iowa City, USA

B. Blumenfeld, A. Cocoros, N. Eminizer, D. Fehling, L. Feng, A.V. Gritsan, W.T. Hung, P. Maksimovic, J. Roskes, M. Swartz, M. Xiao

Johns Hopkins University, Baltimore, USA

C. Baldenegro Barrera, P. Baringer, A. Bean, S. Boren, J. Bowen, A. Bylinkin, T. Isidori, S. Khalil, J. King, A. Kropivnitskaya, C. Lindsey, D. Majumder, W. Mcbrayer, N. Minafra, M. Murray, C. Rogan, C. Royon, S. Sanders, E. Schmitz, J.D. Tapia Takaki, Q. Wang, J. Williams

The University of Kansas, Lawrence, USA

S. Duric, A. Ivanov, K. Kaadze, D. Kim, Y. Maravin, D.R. Mendis, T. Mitchell, A. Modak, A. Mohammadi

Kansas State University, Manhattan, USA

F. Rebassoo, D. Wright

Lawrence Livermore National Laboratory, Livermore, USA

A. Baden, O. Baron, A. Belloni, S.C. Eno, Y. Feng, N.J. Hadley, S. Jabeen, G.Y. Jeng, R.G. Kellogg, J. Kunkle, A.C. Mignerey, S. Nabili, F. Ricci-Tam, M. Seidel, Y.H. Shin, A. Skuja, S.C. Tonwar, K. Wong

University of Maryland, College Park, USA

D. Abercrombie, B. Allen, A. Baty, R. Bi, S. Brandt, W. Busza, I.A. Cali, M. D'Alfonso, G. Gomez Ceballos, M. Goncharov, P. Harris, D. Hsu, M. Hu, M. Klute, D. Kovalskyi, Y.-J. Lee, P.D. Luckey, B. Maier, A.C. Marini, C. Mcginn, C. Mironov, S. Narayanan, X. Niu, C. Paus, D. Rankin, C. Roland, G. Roland, Z. Shi, G.S.F. Stephans, K. Sumorok, K. Tatar, D. Velicanu, J. Wang, T.W. Wang, B. Wyslouch

Massachusetts Institute of Technology, Cambridge, USA

A.C. Benvenuti[†], R.M. Chatterjee, A. Evans, S. Guts, P. Hansen, J. Hiltbrand, S. Kalafut, Y. Kubota, Z. Lesko, J. Mans, R. Rusack, M.A. Wadud

University of Minnesota, Minneapolis, USA

J.G. Acosta, S. Oliveros

University of Mississippi, Oxford, USA

K. Bloom, D.R. Claes, C. Fangmeier, L. Finco, F. Golf, R. Gonzalez Suarez, R. Kamalieddin, I. Kravchenko, J.E. Siado, G.R. Snow, B. Stieger

University of Nebraska-Lincoln, Lincoln, USA

C. Harrington, I. Iashvili, A. Kharchilava, C. Mclean, D. Nguyen, A. Parker, S. Rappoccio, B. Roobahani

State University of New York at Buffalo, Buffalo, USA

G. Alverson, E. Barberis, C. Freer, Y. Haddad, A. Hortiangtham, G. Madigan, D.M. Morse, T. Orimoto, L. Skinnari, A. Tishelman-Charny, T. Wamorkar, B. Wang, A. Wisecarver, D. Wood

Northeastern University, Boston, USA

S. Bhattacharya, J. Bueghly, T. Gunter, K.A. Hahn, N. Odell, M.H. Schmitt, K. Sung, M. Trovato, M. Velasco

Northwestern University, Evanston, USA

R. Bucci, N. Dev, R. Goldouzian, M. Hildreth, K. Hurtado Anampa, C. Jessop, D.J. Karmgard, K. Lannon, W. Li, N. Loukas, N. Marinelli, I. Mcalister, F. Meng, C. Mueller, Y. Musienko³⁶, M. Planer, R. Ruchti, P. Siddireddy, G. Smith, S. Taroni, M. Wayne, A. Wightman, M. Wolf, A. Woodard

University of Notre Dame, Notre Dame, USA

J. Alimena, B. Bylsma, L.S. Durkin, S. Flowers, B. Francis, C. Hill, W. Ji, A. Lefeld, T.Y. Ling, B.L. Winer

The Ohio State University, Columbus, USA

S. Cooperstein, G. Dezoort, P. Elmer, J. Hardenbrook, N. Haubrich, S. Higginbotham, A. Kalogeropoulos, S. Kwan, D. Lange, M.T. Lucchini, J. Luo, D. Marlow, K. Mei, I. Ojalvo, J. Olsen, C. Palmer, P. Piroué, J. Salfeld-Nebgen, D. Stickland, C. Tully, Z. Wang

Princeton University, Princeton, USA

S. Malik, S. Norberg

University of Puerto Rico, Mayaguez, USA

A. Barker, V.E. Barnes, S. Das, L. Gutay, M. Jones, A.W. Jung, A. Khatiwada, B. Mahakud, D.H. Miller, G. Negro, N. Neumeister, C.C. Peng, S. Piperov, H. Qiu, J.F. Schulte, J. Sun, F. Wang, R. Xiao, W. Xie

Purdue University, West Lafayette, USA

T. Cheng, J. Dolen, N. Parashar

Purdue University Northwest, Hammond, USA

K.M. Ecklund, S. Freed, F.J.M. Geurts, M. Kilpatrick, Arun Kumar, W. Li, B.P. Padley, R. Redjimi, J. Roberts, J. Rorie, W. Shi, A.G. Stahl Leiton, Z. Tu, A. Zhang

Rice University, Houston, USA

A. Bodek, P. de Barbaro, R. Demina, Y.t. Duh, J.L. Dulemba, C. Fallon, M. Galanti, A. Garcia-Bellido, J. Han, O. Hindrichs, A. Khukhunaishvili, E. Ranken, P. Tan, R. Taus

University of Rochester, Rochester, USA

B. Chiarito, J.P. Chou, A. Gandrakota, Y. Gershtein, E. Halkiadakis, A. Hart, M. Heindl, E. Hughes, S. Kaplan, S. Kyriacou, I. Laflotte, A. Lath, R. Montalvo, K. Nash, M. Osherson, H. Saka, S. Salur, S. Schnetzer, D. Sheffield, S. Somalwar, R. Stone, S. Thomas, P. Thomassen

Rutgers, The State University of New Jersey, Piscataway, USA

H. Acharya, A.G. Delannoy, J. Heideman, G. Riley, S. Spanier

University of Tennessee, Knoxville, USA

O. Bouhali⁷³, A. Celik, M. Dalchenko, M. De Mattia, A. Delgado, S. Dildick, R. Eusebi, J. Gilmore, T. Huang, T. Kamon⁷⁴, S. Luo, D. Marley, R. Mueller, D. Overton, L. Perniè, D. Rathjens, A. Safonov

Texas A&M University, College Station, USA

N. Akchurin, J. Damgov, F. De Guio, S. Kunori, K. Lamichhane, S.W. Lee, T. Mengke, S. Muthumuni, T. Peltola, S. Undleeb, I. Volobouev, Z. Wang, A. Whitbeck

Texas Tech University, Lubbock, USA

S. Greene, A. Gurrola, R. Janjam, W. Johns, C. Maguire, A. Melo, H. Ni, K. Padeken, F. Romeo, P. Sheldon, S. Tuo, J. Velkovska, M. Verweij

Vanderbilt University, Nashville, USA

M.W. Arenton, P. Barria, B. Cox, G. Cummings, R. Hirosky, M. Joyce, A. Ledovskoy, C. Neu, B. Tannenwald, Y. Wang, E. Wolfe, F. Xia

University of Virginia, Charlottesville, USA

R. Harr, P.E. Karchin, N. Poudyal, J. Sturdy, P. Thapa, S. Zaleski

Wayne State University, Detroit, USA

J. Buchanan, C. Caillol, D. Carlsmith, S. Dasu, I. De Bruyn, L. Dodd, B. Gomber⁷⁵, M. Herndon, A. Hervé, U. Hussain, P. Klabbbers, A. Lanaro, A. Loeliger, K. Long, R. Loveless, J. Madhusudanan Sreekala, T. Ruggles, A. Savin, V. Sharma, W.H. Smith, D. Teague, S. Trembath-reichert, N. Woods

University of Wisconsin–Madison, Madison, WI, USA

[†] Deceased.

¹ Also at Vienna University of Technology, Vienna, Austria.

² Also at IRFU, CEA, Université Paris-Saclay, Gif-sur-Yvette, France.

³ Also at Universidade Estadual de Campinas, Campinas, Brazil.

⁴ Also at Federal University of Rio Grande do Sul, Porto Alegre, Brazil.

⁵ Also at UFMS, Nova Andradina, Brazil.

⁶ Also at Universidade Federal de Pelotas, Pelotas, Brazil.

⁷ Also at Université Libre de Bruxelles, Bruxelles, Belgium.

⁸ Also at University of Chinese Academy of Sciences, Beijing, China.

⁹ Also at Institute for Theoretical and Experimental Physics named by A.I. Alikhanov of NRC 'Kurchatov Institute', Moscow, Russia.

¹⁰ Also at Joint Institute for Nuclear Research, Dubna, Russia.

¹¹ Also at Fayoum University, El-Fayoum, Egypt.

- 12 Now at British University in Egypt, Cairo, Egypt.
- 13 Also at Purdue University, West Lafayette, USA.
- 14 Also at Université de Haute Alsace, Mulhouse, France.
- 15 Also at Erzincan Binali Yildirim University, Erzincan, Turkey.
- 16 Also at CERN, European Organization for Nuclear Research, Geneva, Switzerland.
- 17 Also at RWTH Aachen University, III. Physikalisches Institut A, Aachen, Germany.
- 18 Also at University of Hamburg, Hamburg, Germany.
- 19 Also at Brandenburg University of Technology, Cottbus, Germany.
- 20 Also at Institute of Physics, University of Debrecen, Debrecen, Hungary.
- 21 Also at Institute of Nuclear Research ATOMKI, Debrecen, Hungary.
- 22 Also at MTA-ELTE Lendület CMS Particle and Nuclear Physics Group, Eötvös Loránd University, Budapest, Hungary.
- 23 Also at IIT Bhubaneswar, Bhubaneswar, India.
- 24 Also at Institute of Physics, Bhubaneswar, India.
- 25 Also at Shoolini University, Solan, India.
- 26 Also at University of Visva-Bharati, Santiniketan, India.
- 27 Also at Isfahan University of Technology, Isfahan, Iran.
- 28 Also at Italian National Agency for New Technologies, Energy and Sustainable Economic Development, Bologna, Italy.
- 29 Also at Centro Siciliano di Fisica Nucleare e di Struttura Della Materia, Catania, Italy.
- 30 Also at Università degli Studi di Siena, Siena, Italy.
- 31 Also at Scuola Normale e Sezione dell'INFN, Pisa, Italy.
- 32 Also at Riga Technical University, Riga, Latvia.
- 33 Also at Malaysian Nuclear Agency, MOSTI, Kajang, Malaysia.
- 34 Also at Consejo Nacional de Ciencia y Tecnología, Mexico City, Mexico.
- 35 Also at Warsaw University of Technology, Institute of Electronic Systems, Warsaw, Poland.
- 36 Also at Institute for Nuclear Research, Moscow, Russia.
- 37 Now at National Research Nuclear University 'Moscow Engineering Physics Institute' (MEPhI), Moscow, Russia.
- 38 Also at Institute of Nuclear Physics of the Uzbekistan Academy of Sciences, Tashkent, Uzbekistan.
- 39 Also at St. Petersburg State Polytechnical University, St. Petersburg, Russia.
- 40 Also at University of Florida, Gainesville, USA.
- 41 Also at Imperial College, London, United Kingdom.
- 42 Also at P.N. Lebedev Physical Institute, Moscow, Russia.
- 43 Also at Budker Institute of Nuclear Physics, Novosibirsk, Russia.
- 44 Also at Faculty of Physics, University of Belgrade, Belgrade, Serbia.
- 45 Also at INFN Sezione di Pavia ^a, Università di Pavia ^b, Pavia, Italy.
- 46 Also at National and Kapodistrian University of Athens, Athens, Greece.
- 47 Also at Universität Zürich, Zurich, Switzerland.
- 48 Also at Stefan Meyer Institute for Subatomic Physics, Vienna, Austria.
- 49 Also at Adiyaman University, Adiyaman, Turkey.
- 50 Also at Şırnak University, Şırnak, Turkey.
- 51 Also at Istanbul Aydin University, Istanbul, Turkey.
- 52 Also at Mersin University, Mersin, Turkey.
- 53 Also at Piri Reis University, Istanbul, Turkey.
- 54 Also at Gaziosmanpasa University, Tokat, Turkey.
- 55 Also at Ozyegin University, Istanbul, Turkey.
- 56 Also at Izmir Institute of Technology, Izmir, Turkey.
- 57 Also at Marmara University, Istanbul, Turkey.
- 58 Also at Kafkas University, Kars, Turkey.
- 59 Also at Istanbul University, Istanbul, Turkey.
- 60 Also at Istanbul Bilgi University, Istanbul, Turkey.
- 61 Also at Hacettepe University, Ankara, Turkey.
- 62 Also at School of Physics and Astronomy, University of Southampton, Southampton, United Kingdom.
- 63 Also at IPPP Durham University, Durham, United Kingdom.
- 64 Also at Monash University, Faculty of Science, Clayton, Australia.
- 65 Also at Bethel University, St. Paul, Minneapolis, USA, St. Paul, USA.
- 66 Also at Karamanoğlu Mehmetbey University, Karaman, Turkey.
- 67 Also at Vilnius University, Vilnius, Lithuania.
- 68 Also at Beykent University, Istanbul, Turkey.
- 69 Also at Bingol University, Bingol, Turkey.
- 70 Also at Georgian Technical University, Tbilisi, Georgia.
- 71 Also at Sinop University, Sinop, Turkey.
- 72 Also at Mimar Sinan University, Istanbul, Istanbul, Turkey.
- 73 Also at Texas A&M University at Qatar, Doha, Qatar.
- 74 Also at Kyungpook National University, Daegu, Korea.
- 75 Also at University of Hyderabad, Hyderabad, India.