



UNIVERSITY OF HELSINKI

<https://helda.helsinki.fi>

Multiple hydride reduction pathways in isoflavonoids

Salakka, Auli K; Jokela, Tuija; Wähälä, Kristiina

2006

Beilstein-Institut Zur Forderung der Chemischen Wissenschaften

<http://hdl.handle.net/10138/162206>

Salakka, A K, Jokela, T & Wähälä, K 2006, 'Multiple hydride reduction pathways in isoflavonoids', Beilstein Journal of Organic Chemistry, vol. 2, no. 16. <https://doi.org/10.1186/1860-5397-2-16>

Downloaded from Helda, University of Helsinki institutional repository. <https://helda.helsinki.fi>

This is an electronic reprint of the original article.

This reprint may differ from the original in pagination and typographic detail.

Please cite the original version.

Multiple hydride reduction pathways in isoflavonoids

Auli K. Salakka, Tuija H. Jokela and Kristiina Wähälä*

Full Research Paper

Open Access

Address:
Department of Chemistry, Laboratory of Organic Chemistry, P.O.Box
55, FIN-00014 University of Helsinki, Finland

Email:
Auli K. Salakka - auli.salakka@kemira.com; Tuija H. Jokela -
tuija.h.jokela@helsinki.fi; Kristiina Wähälä* -
kristiina.wahala@helsinki.fi

* Corresponding author

Beilstein Journal of Organic Chemistry 2006, 2, No. 16.
doi:10.1186/1860-5397-2-16

Received: 25 May 2006
Accepted: 25 August 2006
Published: 25 August 2006

© 2006 Salakka et al; licensee Beilstein-Institut.
License and terms: see end of document.

Abstract

Background

Isoflavonoids are of interest owing to their appearance in metabolic pathways of isoflavones, and their estrogenic and other physiological properties, making them promising lead compounds for drug design.

Results

The reduction of isoflavones by various hydride reagents occurs by a 1,4-pathway in contrast to ordinary β -alkoxy- α,β -unsaturated ketones. Isoflavan-4-ones, *cis*- and *trans*-isoflavan-4-ols, α -methyldeoxybenzoins or 1,2-diphenylprop-2-en-1-ols are obtained depending on the hydride reagent, mostly in good yields. The stereoselective reduction of isoflavan-4-ones is also discussed.

Conclusion

The work described in this paper shows that most structural types of reduced isoflavonoids are now reliably available in satisfactory or good yields by hydride reductions to be used as authentic reference compounds in analytical and biological studies.

Background

The reduction of isoflavones **1** has been actively studied during the last twenty years, owing to the range of interesting biological effects [1-3] – estrogenic activity, promise in cancer, osteoporosis, and coronary heart disease prevention – shown by the isoflavones themselves and their reduced metabolites. There are some reports [4-8] of total syntheses of reduced isoflavonoid structures from commercially available starting materials but overall yields in these multistep procedures tend to be low, and free hydroxy groups are not compatible. Another

strategy involves the hydrogenation of isoflavones using a palladium or platinum catalyst but mixtures of reduction products are often formed [9,10]. Certain hydride reagents have been tested, as discussed below, for the reduction of simple or protected isoflavones but many of the early results are contradictory or rely on indeterminate product characterization.

The reduction of simple (nonflavonoid) β -alkoxy- α,β -unsaturated ketones by hydride reagents (NaBH₄, LiAlH₄, DIBAL)

occurs normally by 1,2-attack, this being a key step in the well known "carbonyl transposition" of 1,3-diketone enol ethers into enones ($R^3O-CR=CR^1-COR^2 \rightarrow R-CO-CR^1=CHR^2$). [11-15] Prior to our work there were no reports on the reduction of isoflavones containing free hydroxy groups which nevertheless are common, usually at one or several of the C-5, C-7 and C-4' sites, in the naturally occurring isoflavonoids. It is to be expected that the presence of the phenolic hydroxyls, or the derived phenolate anions, will alter the reactivity pattern of the parent isoflavone system, besides perhaps decreasing the overall reactivity due to solubility reasons. For example, any tendency of hydride attack at the C-2 will be opposed by electron feeding from the 4'-OH group while an OH group at C-5 or C-7 will discourage attack at C-2 and C-4. Thus there was ample room for the development of reliable methods for the synthesis of hydroxy-substituted isoflavone metabolites, and for clarification of the course of reduction of isoflavones with various hydride reducing agents. We present here experimental details of our own results in this field together with a thorough survey of the literature. The discussion is based on the types of reduced isoflavonoid structures formed (Figure 1), i.e., isoflavanones **2**, *cis*-isoflavan-4-ols **3**, *trans*-isoflavan-4-ols **4**, the ring opened α -methyldeoxybenzoin **5** and 1,2-diaryl-2-propen-1-ols **6**, and isoflavenes **7** and **8** (hydride reductions do not lead to isoflavans **9**, which however are obtained by catalytic hydrogenation [10,

16,20]). Incidentally, it is appropriate to point out that flavones do not undergo similar reductive metabolism in mammals as described above for isoflavones. We will nevertheless present at a later date certain findings on the hydride reduction pathways in flavones.

Results and Discussion

Isoflavanones (2)

Isoflavanones result from the 1,4-reduction of isoflavones. The resonance contributor **10** will encourage this mode of attack. DIBAH, normally a preferential 1,2-reducer, reacts with methoxy-, benzyloxy-, MOMO- and MEMO-substituted isoflavones to give the isoflavanones in 40–93% yield [16, 21-23] (Table 1). Our own work has shown that even *unprotected* hydroxy-substituted isoflavones are reduced by a large excess of DIBAH in 50–70% yield (Table 1). The simple borohydride reagents reduce isoflavones to the isoflavanols (see below) but the Selectrides[®] give 60–88% yields of isoflavanones in the absence of hydroxy substituents according to our results (Table 1). There is no significant difference between the K- and L-Selectride[®]. In the literature, there is an isolated report of the reduction of a MOM substituted isoflavone by L-Selectride[®] in 40% yield (Table 2) [16]. Methoxy substituted isoflavones have also been reduced by sodium hydrogen telluride to give isoflavan-4-ones in 61–71% yields [24].

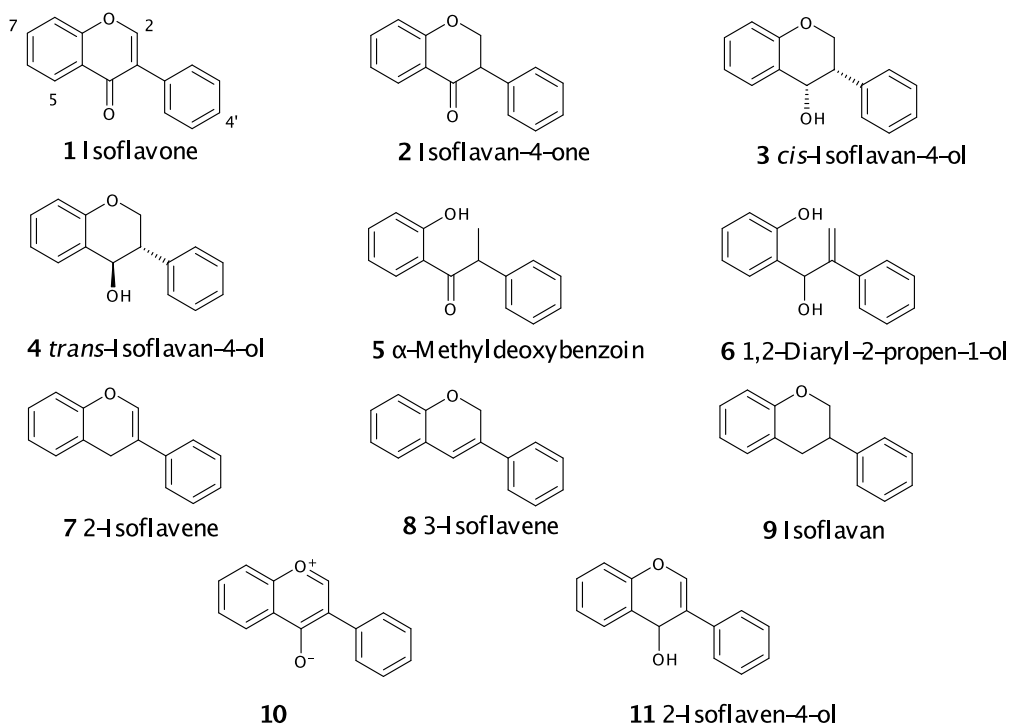
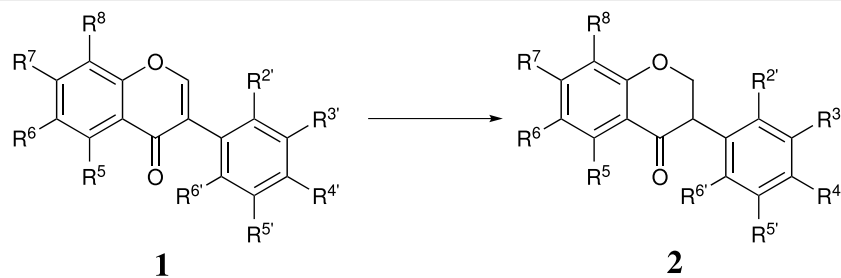


Figure 1: Isoflavonoid subclasses.

Table 1: Reduction of isoflavones to isoflavanones.^a**a** all R groups = H**b** R⁷ = OMe, other R groups = H**c** R^{4'} = R⁷ = OMe, other R groups = H**d** R⁷ = OH, other R groups = H**e** R^{4'} = OMe, R⁷ = OH, other R groups = H**f** R^{4'} = OMe, R⁵ = R⁷ = OH, other R groups = H

R ^{2'}	R ^{3'}	R ^{4'}	R ^{5'}	R ^{6'}	R ⁵	R ⁶	R ⁷	R ⁸	reductant, eqs	yield %
									DIB ^b , 4	72
									SEL ^c , 4	96
							OH		DIB, 10	68
									SEL, 8	0
							OMe		DIB, 2.5	90 ^{d,e}
									DIB, 6	57
									SEL, 4	84
					Me		OMe	OMe	DIB, 2.5	75 ^e
					OMe	OMe	OMe		DIB, 2.5	89 ^e
		OMe					OMe	OMe	NaHTe, 2	68 ^f
		OH					OH		DIB, 25	70
									SEL, 8	0
		OMe					OH		DIB, 25	60
		OMe					OMe		DIB, 2.5	87 ^e
									DIB, 7	54
									NaHTe, 2	61 ^f
									SEL, 4	82
		OMOM					OMOM		DIB, 4.7	93 ^g
		OH			OH		OH		DIB, 25	50
									SEL, 9	0
		OMe			OH		OH		DIB, 25	57
	OMe	OMe				OMe	OMe		NaHTe, 2	71 ^f
OMOM		OMOM					OMOM		DIB, 4.7	87 ^{g,h}
									SEL, 2	40 ^g
OMe	OMe	OBn					OBn		DIB, 2.5	40 ⁱ
OBn	OMe	OMe					OMe		DIB, 2.5	56 ^e
OBn	OBn	OMe	OMe				OMe		DIB, 1.9	52 ^j
OBn	OBn	OBn		OMe			OMe		DIB, 1.9	57 ^j
OBn	OBn	OMe	OMe				OMe	OBn	DIB, 1.9	67 ^j
OBn	OMe	OMe					OMe	OBn	DIB, 1.9	61 ^j
OBn	OBn	OBn		OMe			OMe	OBn	DIB, 1.9	58 ^j

^a Only substituents other than H are shown in the Table. Items without a reference are results reported here for the first time. ^b DIB = di-isobutylaluminumhydride. ^c SEL = K- or L-Selectride®. ^d 2-Methyl-7-methoxyisoflavone reacted similarly in 63% yield.[21] ^e Ref. 21. ^f Ref. 24. ^g Ref. 16. ^h The corresponding tris(methoxyethoxymethoxy)flavone reacted similarly. ⁱ Ref. 23. ^j Ref. 22.

Table 2: Reduction of isoflavones to isoflavan-4-ols^a

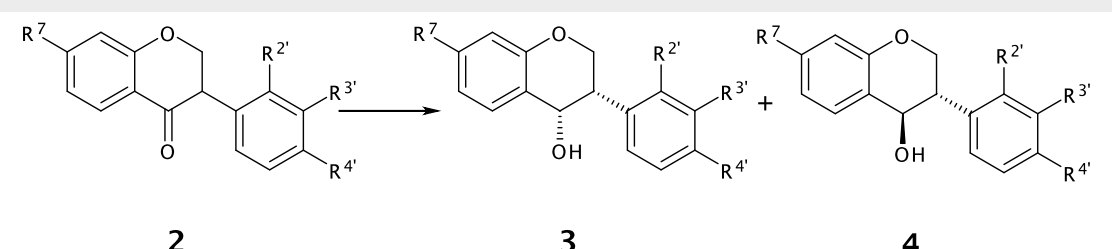
SM	R ²	R ^{2'}	R ^{4'}	R ⁶	R ⁷	R ⁸	reductant, eqs, solvent	yield 3+4 %	3:4 ratio	Yld 6 %
1a							NaBH ₄ , 2.5, EtOH	86	70:30	12
							LiBH ₄ , 2.5, THF	56	80:20	40
							NaBH ₄ , 2.5, MeOH	57 ^b	3 only	
							NaBH ₄ , 2, EtOH	75 ^{c,d}		
							NaBH ₄ , 2, diglyme	88 ^{d,e}		
							NaBH ₄ , 3.5, PdCl ₂ , aq. THF	85	82:18	
							NaBH ₄ , H ₃ BO ₃ , 2.5, EtOH	98	71:29	
							NaBH ₄ , CeCl ₃ , 1.0, DMSO	99	3 only	
							NaBH ₄ , AlCl ₃ , excess., digl.	81 ^d		
							Zn(BH ₄) ₂ , 4, Et ₂ O	69	62:38	19
							LiEt ₃ BH, 4, THF	50	70:30	
1b					OMe		B ₂ H ₆ , excess, THF	76 ^{c,d}		
							NaBH ₄ , 2.5, EtOH	90	70:30	9
							NaBH ₄ , H ₃ BO ₃ , 3.1, EtOH	80 ^f	3 only	
							NaBH ₄ , H ₃ BO ₃ , 2.5, EtOH	97	70:30	
							NaBH ₄ , CeCl ₃ , 1.5, DMSO	88	3 only	12
							LiBH ₄ , 10, THF	54	70:30	37
1c			OMe			OMe	LiEt ₃ BH, 4, THF	55	65:35	
							NaBH ₄ , 2.5, MeOH	37 ^b	3 only	
							NaBH ₄ , 2.5, EtOH	88	70:30	10
							NaBH ₄ , CeCl ₃ , 2.5, DMSO	86	3 only	10
							NaBH ₄ , H ₃ BO ₃ , 2.5, EtOH	96	70:30	
							LiBH ₄ , 10, THF	70	77:23	10
							Zn(BH ₄) ₂ , 2, Et ₂ O	74	62:38	
1		OMOM	OMOM				LiEt ₃ BH, 4, THF	36	78:22	
							NaBH ₄ , 15.9, EtOH, THF	87 ^g	65:35	
1	Me						LiBH ₄ , 10, THF	82 ^g	57:43	
1	Me			Br	OMe		NaBH ₄ , 4.2, EtOH	25 ^{e,h}		
1	Me			Br	OBn		NaBH ₄ , 4.2, EtOH	22 ^{e,h}		
1	Me				OMe	Br	NaBH ₄ , 4.2, EtOH	20 ^{e,h}		
1	Me			Br	OMe	Br	NaBH ₄ , 4.2, EtOH	20 ^{e,h}		

^a Only substituents other than H are shown. According to our results, OH substituted isoflavones are not reduced, nor are such reactions reported in the literature. Items without a reference are results reported here for the first time. ^b Ref. 25. ^c Product was given as 2-isoflavan-4-ol. ^d Ref. 28. ^e Product ratio not given. ^f Ref. 26. ^g Ref. 16. ^h Ref. 27.

Isoflavanols (3, 4)

Full reduction at the heterocyclic ring of isoflavones by LiBH₄ or NaBH₄ leads to isoflavanols in 20–91% yield (Table 2), [16, 25–28] except with hydroxy substituted substrates which do not react at all. Apparently the first step involves a 1,4-addition to give the isoflavanone enolate which picks up a proton from the

solvent and is reduced further to the saturated alcohol. There are no reports of the intermediacy of the alternative 1,2-reduction products, the allylic alcohols **11** which in fact appear very incompletely known in the chemical literature (see below). Similarly, the reduction of isoflavanones **2** by LiBH₄, NaBH₄, L-Selectride[®] or Li(*t*-BuO)₃AlH gives mixtures of *cis*-**3** and

Table 3: Reduction of isoflavanones to isoflavan-4-ols^a


SM	R ^{2'}	R ^{3'}	R ^{4'}	R ⁷	reductant, eqs, solvent	yield 3+4 %	3:4 ratio
2a					NaBH ₄ , ng., EtOH	99 ^b	70:30
					NaBH ₄ , 2, MeOH, THF	99 ^c	42:58
					Li(t-BuO) ₃ AlH, 10, THF	99 ^c	34:66
					B ₂ H ₆ , 80, THF	98 ^c	3 only
2b				OMe	NaBH ₄ , 2, MeOH, THF	99 ^c	44:56
					NaBH ₄ , 1.2, EtOH	67 ^d	67:33
					Li(t-BuO) ₃ AlH, 10, THF	99 ^c	33:67
					L-Selectride, ng	99 ^c	37:63
					B ₂ H ₆ , 80, THF	99 ^c	3 only
					BTED ^g , 0.7, THF	98 ^c	3 only
2			OH	OH	LiBH ₄ , 6.9, THF	94 ^e	70:30
2			OTBDMS	OTBDMS	LiBH ₄ , 2, THF	96 ^f	70:30
2c			OMe	OMe	NaBH ₄ , 2, THF, MeOH	99 ^c	43:57
					NaBH ₄ , 1.2, EtOH	50 ^d	3 only
					Li(t-BuO) ₃ AlH, 10, THF	99 ^c	34:66
					B ₂ H ₆ , 80, THF	97 ^c	3 only
					BTED ^g , 0.7, THF	97 ^c	3 only
2		OMe	OMe	OMe	NaBH ₄ , 2, THF, MeOH	99 ^c	36:64
					Li(t-BuO) ₃ AlH, 10, THF	99 ^c	32:68
					B ₂ H ₆ , 80, THF	98 ^c	3 only
					BTED ^g , 0.7, THF	98 ^c	3 only
2	OMOM		OMOM	OMOM	LiBH ₄ , 10, THF	73 ^h	55:45
					LiAlH ₄ , 17, THF	78 ^h	45:55
					NaBH ₄ , 15.9, THF, MeOH	91 ^h	70:30

^a Only substituents other than H are shown. ng not given ^b Ref. 31. ^c Ref. 29. ^d Ref. 30. ^e Ref. 32. ^f Ref. 33. ^g bis-*t*-butylthioethane diborane. ^h Ref. 16.

trans-isoflavan-4-ols **4** (Table 3). [16,29,34] Isoflavanones are reduced by electrophilic hydrides (borane-tetrahydrofuran, bis-*tert*-butylthioethane borane) diastereoselectively to *cis*-isoflavan-4-ols, but a large excess of the reducing agent is usually needed [29].

Although it was realized by the early workers that diastereomeric mixtures of isoflavanols would presumably be formed, there were no reliable methods to determine their structures. In some papers, the products are summarily assigned the *cis* [25, 26] or *trans* [35-38] structures. However, rigorous NMR analysis has recently made it possible to establish *cis*- and *trans*-structures for the isoflavanol products and to study their conformational equilibria [32,34]. Borohydride reductions generally give a small preference for the *cis* products as suggested by Cram's rule [39]. We are not aware of any examples in the literature of single enantiomers of isoflavanone

or isoflavanol metabolites, nor have such compounds been reported as hydride reduction products of isoflavones. In view of the significant biological properties of the reduced metabolites it will be interesting to examine the behaviour of the pure enantiomers.

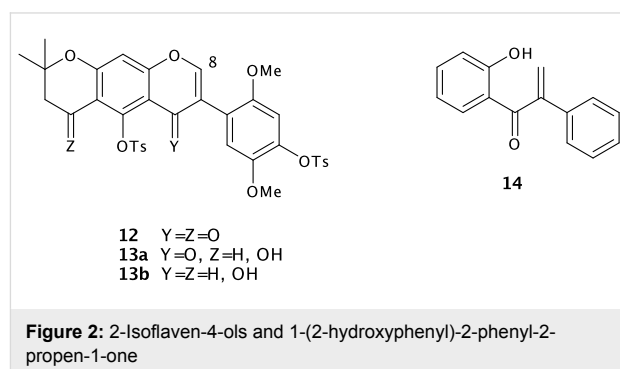


Table 4: Reduction of isoflavones to α -methyldeoxybenzoins and 1,2-diaryl-2-propen-1-ols^a

a all R groups = H
b R⁷ = Me, other R groups = H
c R⁴ = R⁷ = Me, other R groups = H

R ^{2'}	R ^{4'}	R ⁵	R ⁷	reductant, eqs, solvent	yield (%) of 5	of 6
				LiAlH ₄ , 2.5, THF	27 ^b	48
				Li(t-BuO) ₃ AlH, 5, THF	74	6
				Red-Al, 2.5, THF	12	50
				LiBH ₄ , 10, THF	9	68
			OMe	LiAlH ₄ , 2.5, THF	29 ^b	50
			OMe	LiAlH ₄ , 1, THF	62 ^c	-
			OMe	Li(t-BuO) ₃ AlH, 10, THF	88	12
			OMe	LiBH ₄ , 10, THF	7	37
	OMe		OMe	LiAlH ₄ , 3.3, THF	27 ^b	70
	OMe		OMe	Li(t-BuO) ₃ AlH, 10, THF	88	12
	OMe		OMe	LiBH ₄ , 10, THF	5	10
	OH		OH	LiAlH ₄ , 3.3, THF	60 ^b	-
	OH		OH	Li(t-BuO) ₃ AlH, 8, THF	-	-
	OH		OH	LiAlH ₄ , 5.5, THF	42 ^b	-
	OH		OH	Li(t-BuO) ₃ AlH, 10, THF	-	-
	OMe		OH	LiAlH ₄ , 3.3, THF	42 ^b	-
	OH	OH	OH	LiAlH ₄ , 5.5, THF	66 ^b	-
	OMe	OH	OH	LiAlH ₄ , 4.3, THF	70 ^b	-
	OH		OMe	LiAlH ₄ , 3.3, THF	17 ^b	34
OMOM	OMOM		OMOM	LiAlH ₄ , 7.9, THF	6 ^d	-

^a Only substituents other than H are shown in the Table. Items without a reference are results reported here for the first time. ^b Ref. 43. ^c Ref. 44. ^d Ref. 16.

2-Isoflaven-4-ols (11)

There are very few reports of this class of compounds, either from reductive processes or otherwise. In 1965, the reduction of the parent isoflavone by NaBH₄ in EtOH or diborane in THF was claimed [28] to furnish 2-isoflaven-4-ol in 75–76% yield, but unfortunately the characterization of this product relied on elemental analysis only. More recently, Japanese workers [40] reported that the reduction of **12** (Figure 2) by NaBH₄ in the presence of PdCl₂ in THF-H₂O gave a 1:1 mixture of the ketone **13a** and the diol **13b** (Figure 2). A ¹H NMR spectrum was given for the latter isoflavenol but there appear to be certain discrepancies, notably in the δ value (8.69) reported for the H-8 which is some 2 δ units in excess of what would be expected for such a vinyl ether proton. Thus more work is required to fully

confirm the nature of this class of reduction products. In the event, in our studies the reduction of isoflavone **1a** by NaBH₄ in the presence of PdCl₂ in THF-H₂O gave a 82:18 mixture of *cis*- and *trans*-isoflaven-4-ol **3a**, **4a** while no 2-isoflaven-4-ols were observed. The absence of such 1,2-reduction products, or structures conceivably derivable thereof such as 2- or 3-isoflavens (**7**, **8**), even in the CeCl₃-complexed NaBH₄ reductions, must reflect the good stabilization obtainable via resonance heteroring stabilization (**10**) in the isoflavones. As already mentioned, this is in contrast to the behaviour of simple non-flavonoid β -alkoxy- α,β -unsaturated ketones which prefer 1,2-attack by hydride.

Isoflavenes (7, 8) and isoflavans (9)

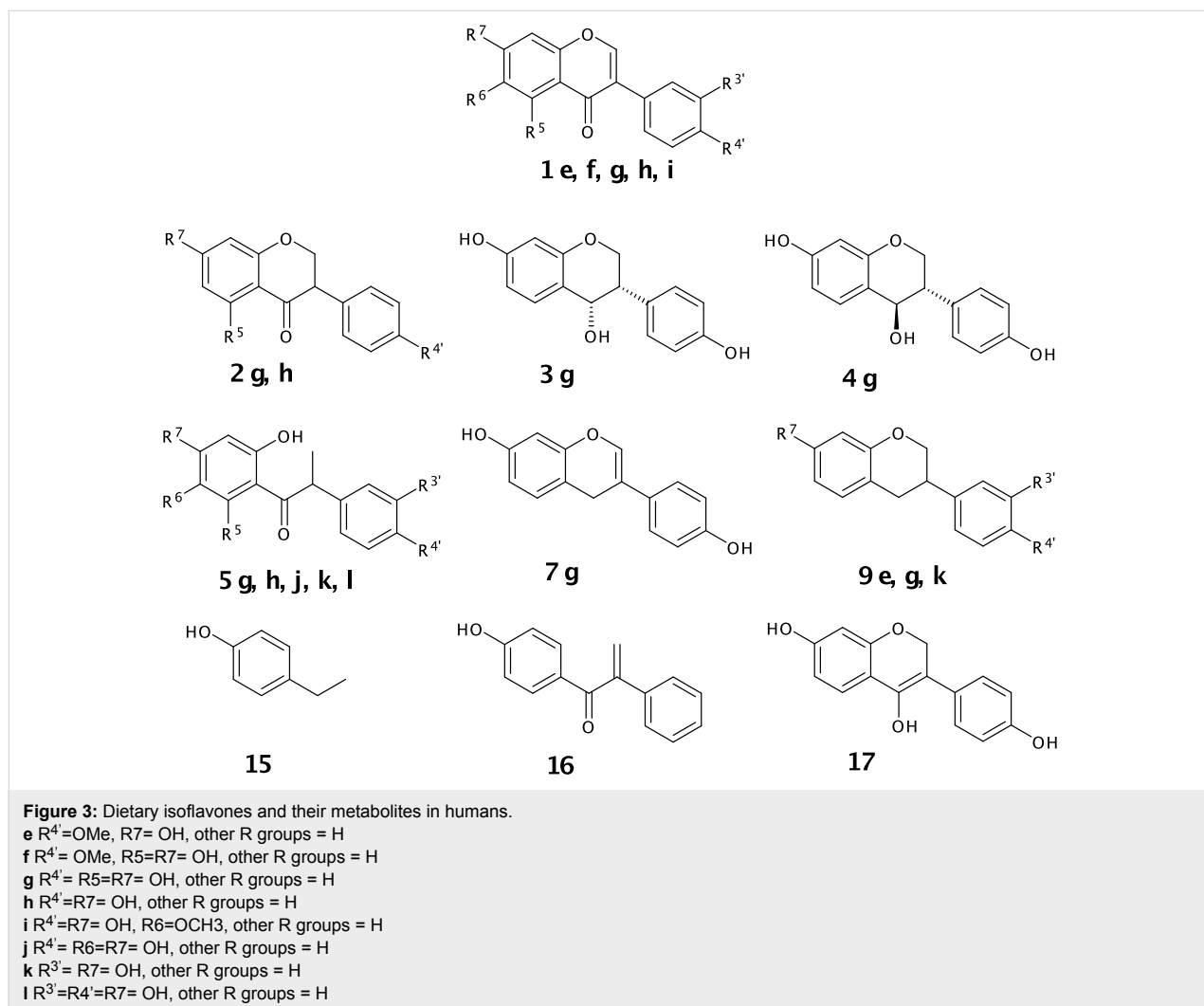
In the early work, [41] there is a mention of 7,4'-dimethoxy-2-methyl-3-isoflavene being obtained in 15% yield from the reduction of the corresponding isoflavone by LiAlH_4 in Et_2O -benzene but there is no structural data on the product other than elemental analysis, itself quite accurate. Similarly 2',4'-dimethoxy-3',6,7-trihydroxyisoflav-3-ene was reported from the reduction of 2',4'-dimethoxy-3',6,7-trihydroxyisoflavan-4-one with LiAlH_4 in low yield [42]. More recent work by us [43] and others [16,44] would indicate that the normal course of LiAlH_4 reduction of isoflavones leads to deoxybenzoin and propenols (see below and Table 4).

Published syntheses of 2- and 3-isoflavenes involve the reduction of 3-aryl coumarins, [45-47] the corresponding aldehyde hemiacetals, [7] isoflavylum salts [48-50] or of isoflavones by the Clemmensen reaction [51]. Low-yielding non-reductive routes to 2- and/or 3-isoflavenes have also been reported [52, 53]. 2-Isosoflavenes **7** however remain mostly poorly character-

ized, and some of the NMR spectral details reported [7,51,52] appear inconsistent with the 2-isoflavenoid structure. As far as the NMR spectra of 2-isoflavenes are concerned, a recent study clears this issue by 2D NMR work on a natural 2-isoflavene, [54] establishing that the H-2 and H-4 protons appear at δ 6.87 and 3.61, respectively, much as expected by correlation data shift calculations. Isoflavans (**9**) have not been prepared by hydride reductions, but by catalytic hydrogenation of isoflavones [10,16-20].

Deoxybenzoin (5) and propenols (6)

Isoflavanones undergo a facile retro-Michael-type ring opening [21,55] under basic conditions to give the propenone intermediate **14** (Figure 2), sometimes considered [56] to be an independent isoflavone metabolite but presumably just an artefact in reality. As regards the synthesis of isoflavanones by DIBALH reduction of isoflavones (see above), we found that unless the workup is done with cold methanolic HCl, some amount of the propenone **14** will be formed and reduced further to the deoxy-



benzoin **5**. If on the other hand the deoxybenzoin is the actual synthetic target, the reducing agent of choice is LiAlH_4 in THF. This works very well for isoflavones bearing a hydroxy group at C-7 such as genistein, but in isoflavones lacking a 7-OH group another reaction pathway competes leading to the propenols **6** [43] as byproducts (see below). We have discussed a possible mechanism to explain these hydroxyl-dependent divergent pathways [43].

To summarize, all hydride addition reactions with isoflavones appear to involve an initial 1,4-addition to give the isoflavanone enolate. In a hydroxylic solvent, or even on workup under basic conditions, the ketone is generated, and reduced further to the saturated alcohol (NaBH_4). In a nonprotic solvent, the β -aryloxyenolate will undergo a retro-Michael addition, giving the phenolate anion of the ring opened 2-propen-1-one which may undergo a 1,2- or 1,4-addition of hydride (LiAlH_4 , LiBH_4). If the *O*-metal bond in the initial enolate is very tight, the ring opening does not occur and allows the isolation of the isoflavanone (DIBAH, Selectrides[®]). The presence and number of hydroxy or alkoxy substituents in the substrates does not have a major effect in these reductions except in the case of NaBH_4 reduction which fails completely presumably due to solubility reasons, and the LiAlH_4 reduction where the outcome depends on the presence or absence of an OH group at C-7. Based on our and previous results by other workers, the reducing agents of choice for the synthesis of reduced isoflavonoids are as follows:

isoflavanones (**2**) from non-hydroxylated isoflavones DIBAH or Selectrides[®]

isoflavanones (**2**) from hydroxylated isoflavones DIBAH

cis-isoflavanols (**3**) from non-hydroxylated isoflavones $\text{NaBH}_4/\text{CeCl}_3$

cis-isoflavanols (**3**) from hydroxylated isoflavones no good methods

cis-isoflavanols (**3**) from non-hydroxylated isoflavanones B_2H_6 or BTED

trans-isoflavanols (**4**) from isoflavones no good methods

trans-isoflavanols (**4**) from isoflavanones $\text{Li}(t\text{-BuO})_3\text{AlH}$

2-isoflaven-4-ols (**11**) from isoflavones uncertain

isoflavones (**7, 8**) from isoflavones Clemmensen

isoflavans (**9**) from isoflavones H_2 , Pd/BaSO₄

α -methyldeoxybenzoin (**5**) from non-hydroxylated isoflavones $\text{Li}(t\text{-BuO})_3\text{AlH}$

α -methyldeoxybenzoin (**5**) from hydroxylated isoflavones LiAlH_4

1,2-diaryl-2-propen-1-ols (**6**) from non-hydroxylated isoflavones LiBH_4 or LiAlH_4

Conclusion

Dietary isoflavonoids in vegetables, beans, peas and other legumes are possible cancer preventing agents, particularly in hormone based cancers such as breast and prostate cancer. [57-59] Epidemiological studies have shown that they decrease the risk of colon cancer, osteoporosis, and coronary heart disease. [1-3] Significantly, health claims of soy foods, rich in isoflavonoids, have recently received FDA authorization [60].

The dietary isoflavonoids are mainly metabolized in man via reductive pathways, leading to the reduced structural types discussed above (Figure 3). These compounds are often more estrogenic than the starting isoflavones. Research interest in many fields including medicine, nutrition and biosynthesis and metabolism thus converge on the reduced isoflavonoids. The work described in this paper shows that most structural types of reduced isoflavonoids are now reliably available in satisfactory or good yields by hydride reductions. Although not discussed here, it is clear that D atoms may be introduced in the same way which is very useful in the quantitation of the naturally occurring compounds by GC-MS selected ion monitoring techniques [61].

Supporting Information

Supporting Information File 1

Experimental details and characterisation data.
[<http://www.beilstein-journals.org/bjoc/content/supplementary/1860-5397-2-16-S1.doc>]

Acknowledgments

This work was partially funded within the Finnish Academy project no 178253. Funding to AKS and THJ from the Foundation of Emil Aaltonen and from the Jenny and Antti Wihuri Foundation to KW are gratefully acknowledged. We thank Dr Jorma Matikainen for running the mass spectra and Ms. Jenni Maria Petäjistö for the skilful laboratory assistance.

References

- Cornwell, T.; Cohick, W.; Raskin, I. *Phytochemistry* **2004**, *65*, 995–1016. doi:10.1016/j.phytochem.2004.03.005
- Cos, P.; De Bruyne, T.; Apers, S.; Van den Berghe, D.; Pieters, L.; Vlietinck, A. J. *Planta Med.* **2003**, *69*, 589–599. doi:10.1055/s-2003-41122
- Duncan, A. M.; Phipps, W. R.; Kurzer, M. S. *Best Pract. Res. Clin. Endocrinol. Metab.* **2003**, *17*, 253–271. doi:10.1016/S1521-690X(02)00103-3
- Bezuidenhout, B. C. B.; Brandt, E. V.; Roux, D. G. *J. Chem. Soc., Perkin Trans. 1* **1981**, 263–269. doi:10.1039/p19810000263
- Jain, A. C.; Mehta, A. J. *Chem. Soc., Perkin Trans. 1* **1986**, 215–220. doi:10.1039/p19860000215
- Shih, T. L.; Wyvrat, M. J.; Mrozik, H. *J. Org. Chem.* **1987**, *52*, 2029–2033. doi:10.1021/jo00386a024
- Liepa, A. J. *Aust. J. Chem.* **1984**, *37*, 2545–2558.
- Gopal, D.; Rajagopalan, K. *Indian J. Chem.* **1987**, *26B*, 401.
- Szabó, V.; Antal, E. *Tetrahedron Lett.* **1973**, *19*, 1659–1662. doi:10.1016/S0040-4039(01)96021-6
- Szabó, V.; Antal, E. *Acta Chim. Acad. Sci. Hung.* **1976**, *90*, 381–393.
- Jensen, N. P.; Brown, R. D.; Schmitt, S. M.; Windholz, T. B.; Patchett, A. A. *J. Org. Chem.* **1972**, *37*, 1639–1647. doi:10.1021/jo00975a040
- Gannon, W. F.; House, H. O. *Org. Synth.* **1960**, *40*, 14–15.
- Danishefsky, S.; Kerwin, J. F.; Kobayashi, S. *J. Am. Chem. Soc.* **1982**, *104*, 358–360. doi:10.1021/ja00365a095
- Kende, A. S.; Benecchie, M.; Curran, D. P.; Fludzinski, P.; Swenson, W.; Clardy, J. *Tetrahedron Lett.* **1979**, *20*, 4513–4516. doi:10.1016/S0040-4039(01)86636-3
- Denmark, S. E.; Habermas, K. L.; Hite, G. A. *Helv. Chim. Acta* **1988**, *71*, 168–194. doi:10.1002/hlca.19880710120
- Süsse, M.; Johne, S.; Hesse, M. *Helv. Chim. Acta* **1992**, *75*, 457–470. doi:10.1002/hlca.19920750205
- Adlercreutz, H.; Musey, P. I.; Fotsis, T.; Bannwart, C.; Wähälä, K.; Mäkelä, T.; Brunow, G.; Hase, T. *Clin. Chim. Acta* **1986**, *158*, 147–154. doi:10.1016/0009-8981(86)90230-5
- Luk, K.-C.; Stern, L.; Weigele, M. *J. Nat. Prod.* **1983**, *46*, 852–861. doi:10.1021/np50030a005
- Antus, S.; Gottsegen, Á.; Kolonits, P.; Nógrádi, M. *Liebigs Ann. Chem.* **1986**, 2179–2181.
- Wähälä, K.; Valo, T.; Brunow, G.; Hase, T. *Finn. Chem. Lett.* **1989**, *16*, 79–83.
- Antus, S.; Gottsegen, Á.; Nógrádi, M. *Synthesis* **1981**, 574–576. doi:10.1055/s-1981-29535
- Antus, S.; Gottsegen, Á.; Kolonits, P.; Nagy, Z.; Nógrádi, M.; Vermes, B. *J. Chem. Soc., Perkin Trans. 1* **1982**, 1389–1394. doi:10.1039/p19820001389
- Májor, Á.; Nógrádi, M.; Vermes, B.; Kajtár-Peredy, M. *Liebigs Ann. Chem.* **1988**, 555–558.
- Jain, A. C.; Kumar, A.; Sharma, N. K. *Indian J. Chem.* **1991**, *30B*, 290–291.
- Yamaguchi, S.; Ito, S.; Nakamura, A.; Inoue, N. *Bull. Chem. Soc. Jpn.* **1965**, *38*, 2187–2189. doi:10.1246/bcsj.38.2187
- Anjaneyulu, A. S. R.; Sri Krishna, C.; Ramachandra Row, L. *Tetrahedron* **1965**, *21*, 2677–2681. doi:10.1016/S0040-4020(01)93923-7
- Badran, M. M.; El-Saba, H. M. *Egypt. J. Pharm. Sci.* **1991**, *32*, 149–155.
- Thakar, G. P.; Janaki, N.; Subba Rao, B. C. *Indian J. Chem.* **1965**, *3*, 74–77.
- Chidiak, H.; Kirkiacharian, S. *Arm. Khim. Zh.* **1996**, *49*, 94–104.
- Inoue, N. *Bull. Chem. Soc. Jpn.* **1964**, *37*, 601–606. doi:10.1246/bcsj.37.601
- Szabó, V.; Borbély, J.; Antal, E. *Acta Chim. Acad. Sci. Hung.* **1979**, *102*, 51–57.
- Wähälä, K.; Koskimies, J. K.; Mesilaakso, M.; Salakka, A. K.; Leino, T. K.; Adlercreutz, H. *J. Org. Chem.* **1997**, *62*, 7690–7693. doi:10.1021/jo970892u
- Wähälä, K.; Salakka, A.; Adlercreutz, H. *Proc. Soc. Exp. Biol. Med.* **1998**, *217*, 293–299.
- Pihlaja, K.; Tähtinen, P.; Klika, K. D.; Jokela, T.; Salakka, A.; Wähälä, K. *J. Org. Chem.* **2003**, *68*, 6864–6869. doi:10.1021/jo301200
- Anjaneyulu, A. S. R.; Rao, M. G.; Row, L. R.; Krishna, C. S. *Tetrahedron Lett.* **1966**, *7*, 3199–3202. doi:10.1016/S0040-4039(01)99937-X
- Anjaneyulu, A. S. R.; Krishna, C. S.; Row, L. R. *Bull. Natl. Inst. Sci. India* **1965**, 118.
- Inoue, N.; Yamaguchi, S.; Fujiwara, S. *Bull. Chem. Soc. Jpn.* **1964**, *37*, 588–600. doi:10.1246/bcsj.37.588
- Yamaguchi, S.; Ito, S.; Suzuki, I.; Inoue, N. *Bull. Chem. Soc. Jpn.* **1968**, *41*, 2073. doi:10.1246/bcsj.41.2073
- Gomis, M.; Kirkiacharian, B. S. *Tetrahedron* **1990**, *46*, 1849–1858. doi:10.1016/S0040-4020(01)89754-4
- Tsukayama, M.; Kawamura, Y.; Tamaki, H.; Kubo, T.; Horie, T. *Bull. Chem. Soc. Jpn.* **1989**, *62*, 826–832. doi:10.1246/bcsj.62.826
- Bradbury, R. B.; White, D. E. *J. Chem. Soc.* **1953**, 871–876. doi:10.1039/jr9530000871
- Shoukry, M. M.; Darwish, N. A.; Morsi, M. A. *Gazz. Chim. Ital.* **1982**, *112*, 289–291.
- Salakka, A.; Wähälä, K. *J. Chem. Soc., Perkin Trans. 1* **1999**, 2601–2604. doi:10.1039/a904946k
- Vermes, B.; Antus, S.; Gottsegen, Á.; Nógrádi, M. *Liebigs Ann. Chem.* **1983**, 2034–2037.
- Bulut, M. *Chim. Acta Turc.* **1991**, *19*, 17–26.
- Grese, T. A.; Pennington, L. D. *Tetrahedron Lett.* **1995**, *36*, 8913–8916. doi:10.1016/0040-4039(95)01916-6
- Verma, P.; Singh, S.; Dikshit, D. K.; Ray, S. *Synthesis* **1988**, 68–70. doi:10.1055/s-1988-27468
- Liepa, A. J. *Aust. J. Chem.* **1981**, *34*, 2647–2655.
- Bouvier, P.; Adrieux, J.; Cunha, H.; Molho, D. *Bull. Soc. Chim. Fr.* **1977**, 1187–1194.
- Deschamps-Vallet, C.; Ilotse, J.-B.; Meyer-Dayana, M. *Tetrahedron Lett.* **1983**, *24*, 3993–3996. doi:10.1016/S0040-4039(00)88245-3
- Dudley, K. H.; Miller, H. W.; Corley, R. C.; Wall, M. E. *J. Org. Chem.* **1967**, *32*, 2317–2321. doi:10.1021/jo01282a049
- Diaz, P.; Gendre, F.; Stella, L.; Charpentier, B. *Tetrahedron* **1998**, *54*, 4579–4590. doi:10.1016/S0040-4020(98)00169-0
- Baranton, F.; Fontaine, G.; Maitte, P. *Bull. Soc. Chim. Fr.* **1968**, 4203–4208.
- Miyase, T.; Sano, M.; Yoshino, K.; Nonaka, K. *Phytochemistry* **1999**, *52*, 311–319. doi:10.1016/S0031-9422(99)00194-6
- Szabó, S.; Antal, E. *Magy. Kem. Foly.* **1976**, *10*, 474–477. *Chem. Abstr.* **1977**, *86*, 55118a.
- Kelly, G. E.; Nelson, C.; Waring, M. A.; Joannou, G. E.; Reeder, A. Y. *Clin. Chim. Acta* **1993**, *223*, 9–22. doi:10.1016/0009-8981(93)90058-C
- Pollard, M.; Wolter, W. *Prostate* **2000**, *45*, 101–105. doi:10.1002/1097-0045(20001001)45:2<101::AID-PROS3>3.0.CO;2-P
- Lamartiniere, C. A. *Am. J. Clin. Nutr.* **2000**, *71*, 1705S–1707S.
- Wiseman, H. *Expert Opin. Invest. Drugs* **2000**, *9*, 1829–1840. doi:10.1517/13543784.9.8.1829

60. Federal register 64FR57699, U.S. Food and Drug Administration. Oct 26, 1999.
61. Adlercreutz, H.; Fotsis, T.; Lampe, J.; Wähälä, K.; Mäkelä, T.; Brunow, G.; Hase, T. *Scand. J. Clin. Lab. Invest.* **1993**, *215*, 5S–18S.
62. Gensler, W. J.; Johnson, F.; Sloan, A. D. B. *J. Am. Chem. Soc.* **1960**, *82*, 6074–6081. doi:10.1021/ja01508a026
63. Fisher, G. B.; Harrison, J.; Fuller, J. C.; Goralski, C. T.; Singaram, B. *Tetrahedron Lett.* **1992**, *33*, 4533–4536. doi:10.1016/S0040-4039(00)61305-9
64. Olah, G. A.; Wang, Q.; Prakash, G. K. S. *Synlett* **1992**, 647–650. doi:10.1055/s-1992-21443
65. Ibrahim, A.-R.; Abul-Hajj, Y. J. *J. Nat. Prod.* **1990**, *53*, 644–656. doi:10.1021/np50072a011
66. Osawa, K.; Yasuda, H.; Maruyama, T.; Morita, H.; Takeya, K.; Itokawa, H. *Chem. Pharm. Bull.* **1992**, *40*, 2970–2974.

License and Terms

This is an Open Access article under the terms of the Creative Commons Attribution License (<http://creativecommons.org/licenses/by/2.0>), which permits unrestricted use, distribution, and reproduction in any medium, provided the original work is properly cited.

The license is subject to the Beilstein Journal of Organic Chemistry terms and conditions: (<http://www.beilstein-journals.org/bjoc>)

The definitive version of this article is the electronic one which can be found at:
[doi:10.1186/1860-5397-2-16](https://doi.org/10.1186/1860-5397-2-16)